

LS26-COMBO3
 LED COMBO LIGHTING 1, 2, 3 AND 4 HEADS
 FLANGED AND TRIMLESS

Catalog Number
 Project Name



Description
 A recessed LED multiple combo light featuring 1, 2, 3, or 4 LED luminaires, each producing 1200 lumens. Fully interchangeable optics makes it easy to change beam spreads in the field. Each individual LED module can be rotated 360° horizontally and 20° vertically for precise aiming. Streamlined rectangular profile fits into modern interiors. High-output LED arrays and high efficacy equal excellent performance and color quality. IC Rated: can be used in areas where insulation is required.

DELIVERED LUMENS		WATTAGE		EFFICACY	
1200 Lumens/ head		15 watts		80 lumens/watts	
CCT	3000K, 4000K	VOLTAGE	120, 120-277	TRIM OPTION	Flanged, Trimless
CRI	CRI > 90	BEAM ANGLE	15, 25 & 39 Degree	FINISH	White, Black
DIMMING	Triac, 0-10V Dimming	RATINGS	IC Rated, ETL, Title-24	WARRANTY	

COMPLETE FAMILY



LS26-COMBO1



LS26-COMBO2



LS26-COMBO3



LS26-COMBO4



ORDERING

LS26-COMBO1-15W-25D-3K-0-10-UNV-FT-W-WH

SERIES	WATTS	BEAM ANGLE	CCT	DIM/VOLT	TRIM	HEAD COLOR	TRIM COLOR
LS26-COMBO1	15W	15D-15 Degree	3K-3000K	TRIAC/UNV 0-10V/UNV	FT-Flanged Trim TL-Trimless	W- White B-Black	WH-White BK-Black
LS26-COMBO2		25D-25 Degree	4K-4000K				
LS26-COMBO3		39D-39 Degree					
LS26-COMBO4							

LS26-COMBO3

LED COMBO LIGHTING 1, 2, 3 AND 4 HEADS
FLANGED AND TRIMLESS

LIGHTING
SPOT₂₆

Catalog Number

Project Name

FULLY INTERCHANGEABLE, EASY TO SERVICE

EASY INSTALLATION

Field-changeable modular components let you remove and upgrade your light without replacing the junction box. The LED module and trim styles are completely interchangeable & easy to service and swap out. LED light engine and driver are replaceable, upgradeable, and can be accessed from above and below the ceiling.

MOUNTING FRAME & BRACKET

Pre-installed bar hangers can be shortened to position and lock housing at any point within the joist span. Bar hangers can fit onto T-Bar spline with additional slots and holes for special mounting, if necessary.

FLANGED TRIM AND TRIMLESS OPTIONS

Available in 4 combinations of black and white. Trim option attaches to housing with secure clips for snug fit and zero light leakage. Trimless option is secured to housing with a safety cable.

HOUSING

Heavy-gauge steel and post-painted. Adjusts to accommodate a variety of ceiling heights. Interior painted matte black for glare-free illumination, maximum heat dissipation, and zero internal reflection. Die-cast aluminum luminaire heads dissipate heat.

ADJUSTABILITY

Amp swivel allows for precise rotation and aiming. Angle can then be locked into position without the use of tools. Each individual LED module can be rotated 360° horizontally and 20° vertically for precise aiming.

OPTICS AND REFLECTOR

A multi-segmented reflector provides precise beam control and field-changeable optics in Spot, Narrow, and Flood. Each luminaire head can serve different functions of illumination.

HEAD/TRIM COLOR OPTIONS



W-WH-WHITE-WHITE



B-BK-BLACK-BLACK




B-WH-BLACK-WHITE




W-BK-WHITE-BLACK

TRIM OPTIONS



FT-FLANGED TRIM



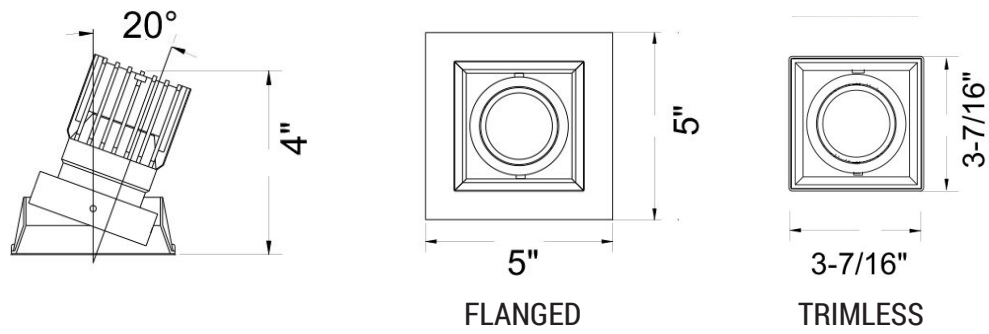
TL-TRIMLESS

LS26-COMBO3
LED COMBO LIGHTING 1, 2, 3 AND 4 HEADS
FLANGED AND TRIMLESS

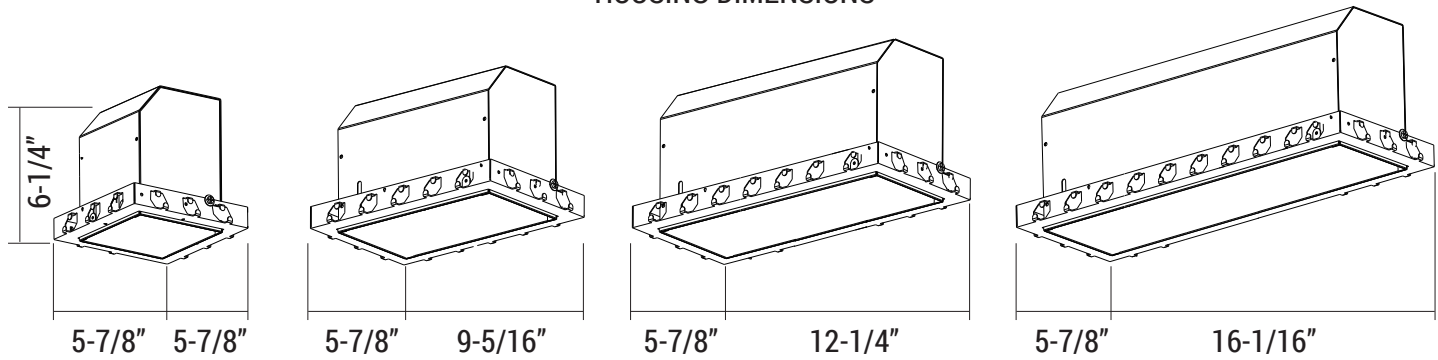
Catalog Number Project Name

DIMENSIONS

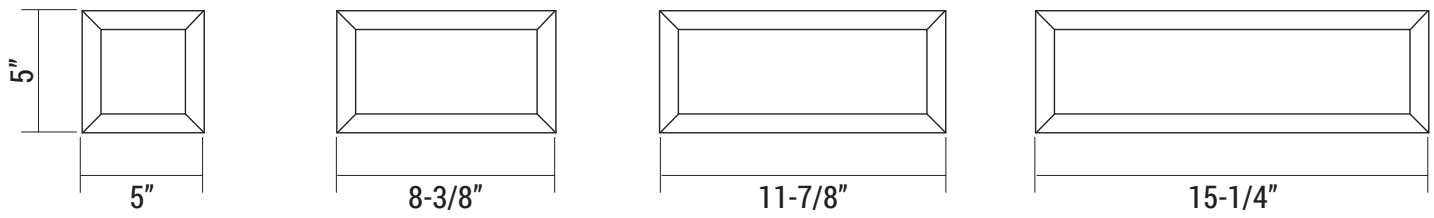
HEAD DIMENSIONS



HOUSING DIMENSIONS



FLANGED TRIM DIMENSIONS



TRIMLESS DIMENSIONS

