

Product Name:
5" LED Panel Light

LS26-PR5"-6W-3CCT

Product Specification

Light source: SMD2835 LED
LED Quantity: 56x2
Voltage/ Frequency: 120V AC/60Hz
Power: 6W
Lumens: 360lm
CCT: 3CCT Switch
(3000K/4000K/5000K)
PF: ≥0.9
CRI: >90
Lifetime: 50000 hours
Beam Angle: 110°
Dimmable: Yes



Features

5 inch Round Slim Surface Mount.
Indoor use only.
Suitable for damp locations.
This device is not intended for use with emergency exits.

Product Code	COLOR	CCT	VOLTAGE	WATT	LUMEN	EFFICIENT CY	Beam Angle
LS26-PR5"-6W-3CCT	WHITE	3CCT (3000K/4000K/5000K)	120V	6W	360lm	60lm/w	110°

	BOX SIZE	Units per case	Package dimensions	Shipping Weight
LS26-PR5"-6W-3CCT	155*145*42MM	60PCS/Carton	445*325*450MM	18.9KG

Warning

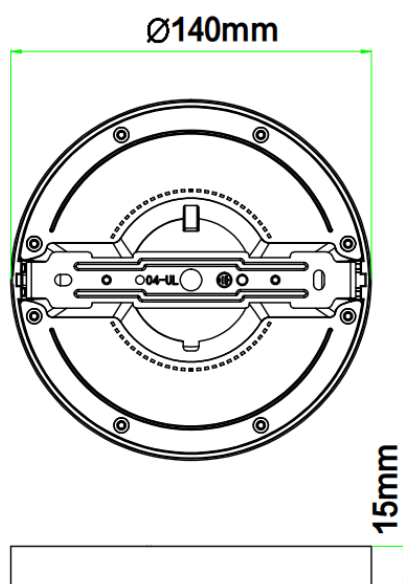
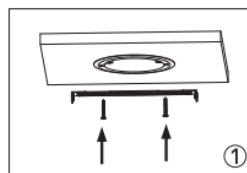
Switch off the power before replacing down light.

All goods will be guaranteed for 3 years in normal use from date of original purchase.

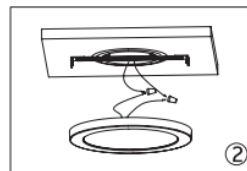
Improper use (wrong voltage, wrong power supply, wrong dimmer etc) will not be guaranteed.

For quality problem, we will send free replacements for bulbs or other spare parts as requested together with next order.

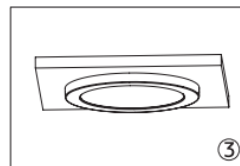
For damaged goods, you need to inform us within three days after receiving the goods. We will send you replacement spare parts (bulbs) or help to claim from the forwarder.

**Easy to Install in 3 Easy Steps:**

Step1: Fix the installation bracket



Step2: Connecting the wire



Step3: Press the light to fit the bracket

Size: 140X15MM / 5.5X0.6 Inch

Product Applications