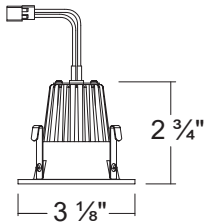
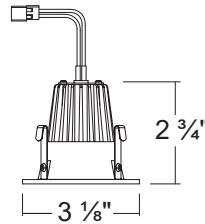


2" LED RECESSED DOWN LIGHT

LS-2"200 Smooth



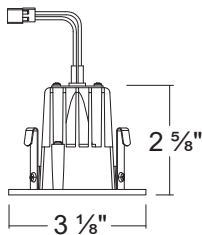
LS-2"203 Baffle



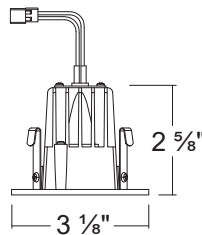
PERFORMANCE DATA

Input Voltage	120V
Input Power	9W
Frequency	50 / 60Hz
C R I	90
T Ambient	-30°C ~40°C (-22°F~104°F)
C C T	3000 K
Lumens	640 lm
(all values at 25°C without a dimming control in circuit)	

LS-2"240 Square Smooth



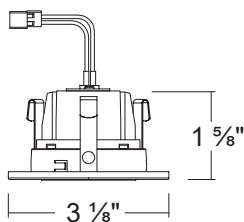
LS-2"243 Square Baffle



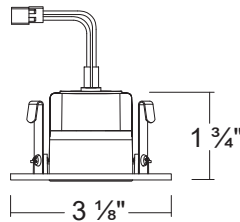
PERFORMANCE DATA

Input Voltage	120V
Input Power	9W
Frequency	50 / 60Hz
C R I	90
T Ambient	-30°C ~40°C (-22°F~104°F)
C C T	3000 K
Lumens	630 lm
(all values at 25°C without a dimming control in circuit)	

LS-2"207 Adj. Gimbal
AVAILABLE IN BLACK



LS-2"247 Adj. Square Gimbal
AVAILABLE IN BLACK



PERFORMANCE DATA

Input Voltage	120V
Input Power	LS-2"207- 9W / LS-2"247 - 9W
Frequency	50 / 60Hz
C R I	90
T Ambient	-30°C ~40°C (-22°F~104°F)
C C T	3000 K
Lumens	LS-2"207 - 680 / LS-2"247 - 670
(all values at 25°C without a dimming control in circuit)	