

# LED Troffer

## Features

**ETL:** Suitable for damp locations.

**DLC:** Meet new DLC 5.1 requirement.

**Dimming:** Isolate 0-10V dimming driver 120-277V.

**Lifespan:** 50,000-hours LED lifespan based on IES LM-80 Result and TM-21 results.

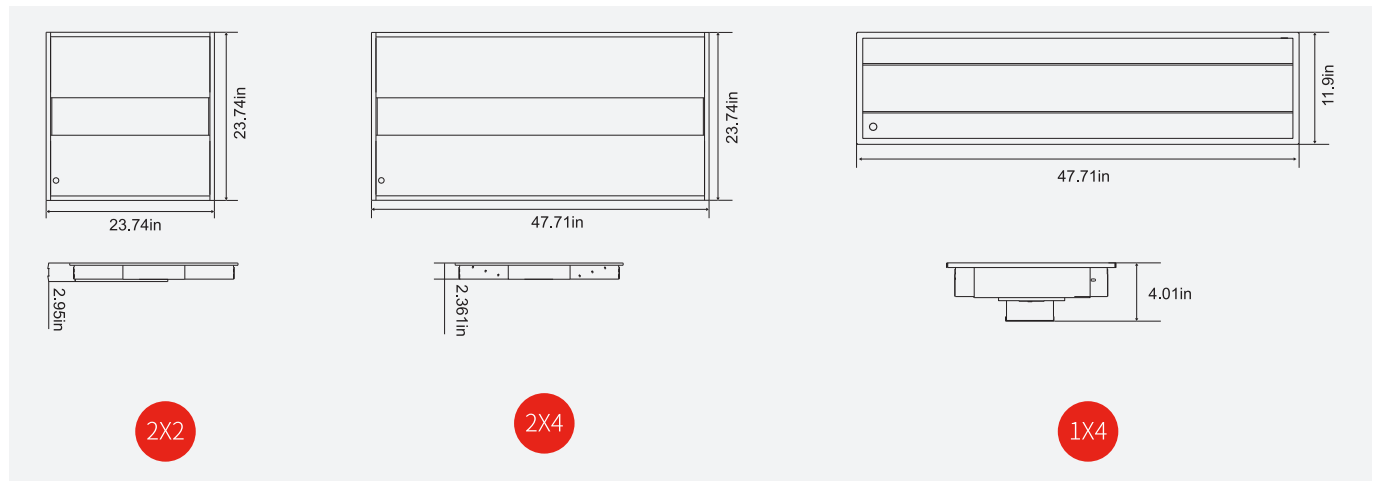
**Lens:** PMMA lens offers clean look low glare.

**3CCT selectable:** 3500K/4000K/5000K.

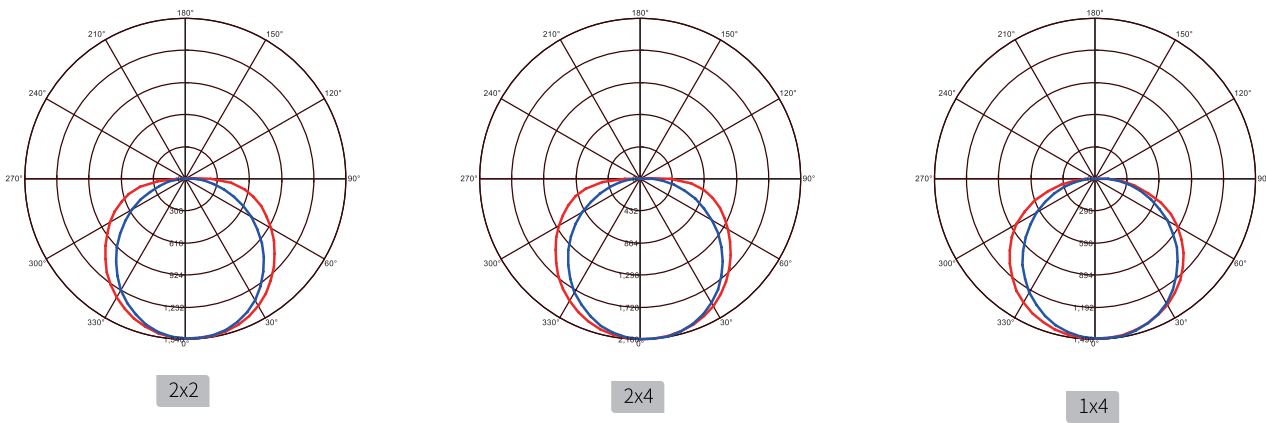
**Applications:** Commercial, Industrial, retail location, for use in offices, stores, medical building where ever quality light is required.



## Dimension



## Photometric



# LED Troffer

## Specification

Catalog Number	Size	Input Voltage (V)	Lamp Watt (W)	Efficacy (Lumen/watt)	Lumen Output (lm)	CCT (K)	CRI	Life Time (Hrs)
LS26-GLTR 36W 2X2 CCT3	2X2	120-277VAC	36	125-135	4600/4850/4650	3500/4000/5000	>80	50,000
LS26-GLTR 50W 2X4 CCT3	2X4	120-277VAC	50	125-135	6350/6700/6450	3500/4000/5000	>80	50,000
LS26-GLTR 36W 1X4 CCT3	1X4	120-277VAC	36	125-135	4600/4850/4650	3500/4000/5000	>80	50,000
LS26-GLTRE 36W 2X2 CCT3	2X2	120-277VAC	36	125-135	4600/4850/4650	3500/4000/5000	>80	50,000
LS26-GLTRE 50W 2X4 CCT3	2X4	120-277VAC	50	125-135	6350/6700/6450	3500/4000/5000	>80	50,000
LS26-GLTRE 36W 1X4 CCT3	1X4	120-277VAC	36	125-135	4600/4850/4650	3500/4000/5000	>80	50,000

\*\* E = Emergency Backup Kit



2X2



2X4



1X4

## Installation

### Surface Mount




Connect three frames with connectors



Push the LED troffer pigting into the channels

### Recessed



Push the lamp front adown,put it into the ceiling channel



Please check if the lamp have been fixed in the ceiling channel