

# LS26-COMBO3

LED COMBO LIGHTING 1, 2, 3 AND 4 HEADS  
FLANGED AND TRIMLESS

LIGHTING  
**SPOT**26

Catalog Number

Project Name



## Description

A recessed LED multiple combo light featuring 1, 2, 3, or 4 LED luminaires, each producing 1200 lumens. Fully interchangeable optics makes it easy to change beam spreads in the field. Each individual LED module can be rotated 360° horizontally and 20° vertically for precise aiming. Streamlined rectangular profile fits into modern interiors. High-output LED arrays and high efficacy equal excellent performance and color quality. IC Rated: can be used in areas where insulation is required.

DELIVERED LUMENS		WATTAGE		EFFICACY	
1200 Lumens/ head		15 watts		80 lumens/watts	
CCT	2700K, 3000K, 4000K, 5000K, 6000K DW (Dim to Warm) 1000K to 3000K	VOLTAGE	120, 120-277	TRIM OPTION	Flanged, Trimless
CRI	CRI > 90	BEAM ANGLE	15, 25 & 39 Degree	FINISH	White, Black
DIMMING	Triac, 0-10V Dimming	RATINGS	IC Rated, ETL, Title-24	WARRANTY	

## COMPLETE FAMILY



LS26-COMBO1



LS26-COMBO2



LS26-COMBO3



LS26-COMBO4



## ORDERING

LS26-COMBO1-15W-25D-3K-0-10-UNV-FT-W-WH

SERIES	WATTS	BEAM ANGLE	CCT	DIM/VOLT	TRIM	HEAD COLOR	TRIM COLOR
LS26-COMBO1	15W	15D-15 Degree	27K-2700K	TRIAC/UNV 0-10V/UNV	FT-Flanged Trim TL-Trimless	W- Whit B-Black	WH-White BK-Black
LS26-COMBO2		25D-25 Degree	3K-3000K				
LS26-COMBO3		39D-39 Degree	4K-4000K				
LS26-COMBO4			5K-5000K 6K-6000K DW-(Dim to Warm) 1000K to 3000K				

# LS26-COMBO3

LED COMBO LIGHTING 1, 2, 3 AND 4 HEADS  
FLANGED AND TRIMLESS

LIGHTING  
**SPOT**<sub>26</sub>

Catalog Number

Project Name

## FULLY INTERCHANGEABLE, EASY TO SERVICE

### EASY INSTALLATION

Field-changeable modular components let you remove and upgrade your light without replacing the junction box. The LED module and trim styles are completely interchangeable & easy to service and swap out. LED light engine and driver are replaceable, upgradeable, and can be accessed from above and below the ceiling.

### MOUNTING FRAME & BRACKET

Pre-installed bar hangers can be shortened to position and lock housing at any point within the joist span. Bar hangers can fit onto T-Bar spline with additional slots and holes for special mounting, if necessary.

### FLANGED TRIM AND TRIMLESS OPTIONS

Available in 4 combinations of black and white. Trim option attaches to housing with secure clips for snug fit and zero light leakage. Trimless option is secured to housing with a safety cable.

### HOUSING

Heavy-gauge steel and post-painted. Adjusts to accommodate a variety of ceiling heights. Interior painted matte black for glare-free illumination, maximum heat dissipation, and zero internal reflection. Die-cast aluminum luminaire heads dissipate heat.

### ADJUSTABILITY

Amp swivel allows for precise rotation and aiming. Angle can then be locked into position without the use of tools. Each individual LED module can be rotated 360° horizontally and 20° vertically for precise aiming.

### OPTICS AND REFLECTOR

A multi-segmented reflector provides precise beam control and field-changeable optics in Spot, Narrow, and Flood. Each luminaire head can serve different functions of illumination.

## HEAD/TRIM COLOR OPTIONS



W-WH-WHITE-WHITE



B-BK-BLACK-BLACK




B-WH-BLACK-WHITE

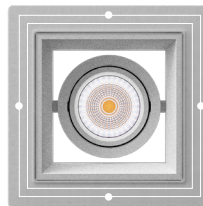


W-BK-WHITE-BLACK

## TRIM OPTIONS



FT-FLANGED TRIM



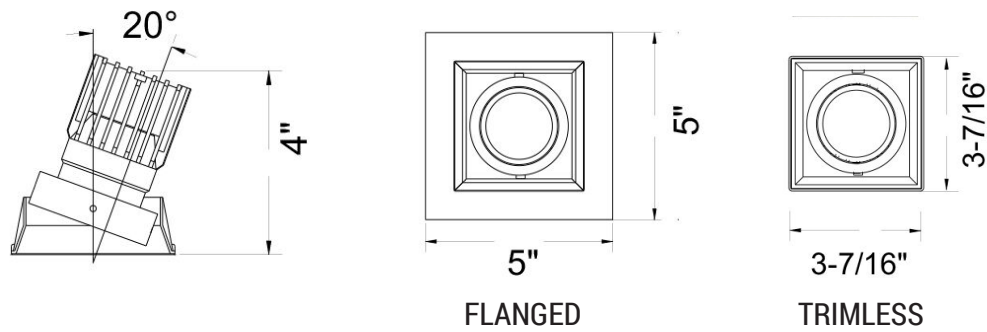
TL-TRIMLESS

**LS26-COMBO3**  
LED COMBO LIGHTING 1, 2, 3 AND 4 HEADS  
FLANGED AND TRIMLESS

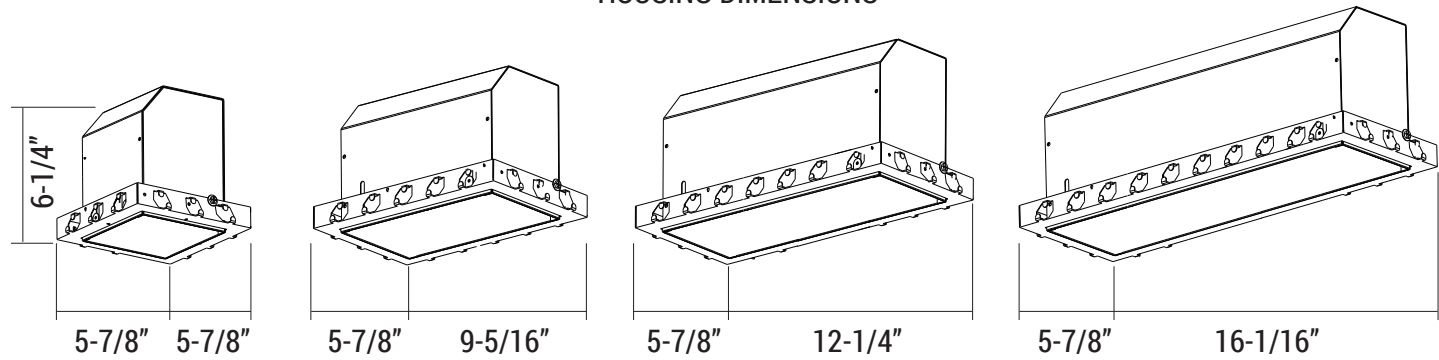
Catalog Number Project Name

**DIMENSIONS**

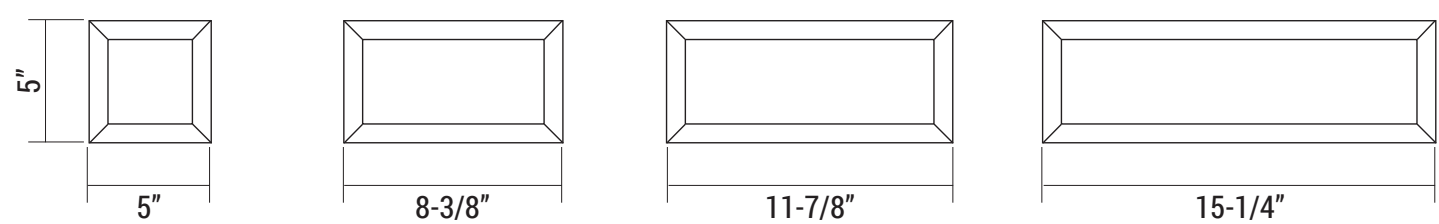
HEAD DIMENSIONS



HOUSING DIMENSIONS



FLANGED TRIM DIMENSIONS



TRIMLESS DIMENSIONS

