



**LSS-UP-2-3CCT / LSS-UP-3-3CCT / LSS-UP-4-3CCT / LSS-UP-6-3CCT / LSS-UP-8-3CCT**  
**Sophia 3CCT Linear LED Up Light & Down Light**

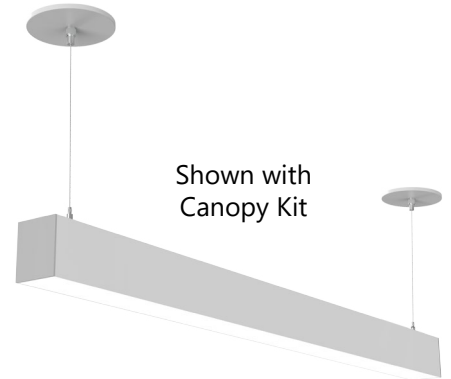


CCT SELECTABLE  
(30K/40K/50K)

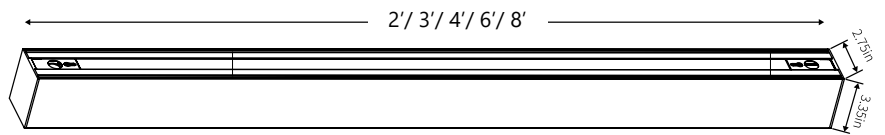
**Description** Sophia LED linear luminaires UP Indirect linear light has the upper hand in larger spaces with vast walls. Throwing light upward can help “raise” a ceiling or enhance the architectural structure or interior design features; or it may be used to boost local ambient light levels.

**FEATURES**

- Selectable 3000K, 4000K or 5000K @ 90+CRI
- Can be suspended or wall mounted
- Seamless linkable
- Five different length: 2', 3', 4', 6' or 8'
- White or Black finish
- Endless configurations with different connection via L/T/X joints on both ends
- 5-year limited warranty
- cULus Listed for Damp location



**PRODUCT IMAGES & DIMENSIONS**



**SPECIFICATIONS**

PART NUMBER	LENGHT	LUMEN/WATTAGE	SELECTABLE 5CCT	VOLTAGE	DIMMING	CRI	FINISH	LISTING
<b>LSS-UP-2-3CCT</b>	2ft.	2000lm/20W	30K/40K/50K	120-277V	TRIAC	90	White	cULus
<b>LSS-UP-3-3CCT</b>	3ft.	3000lm/30W	30K/40K/50K	120-277V	TRIAC	90	White	cULus
<b>LSS-UP-4-3CCT</b>	4ft.	4000lm/40W	30K/40K/50K	120-277V	TRIAC	90	White	cULus
<b>LSS-UP-4-3CCT-BL</b>	4ft.	4000lm/40W	30K/40K/50K	120-277V	TRIAC	90	Black	cULus
<b>LSS-UP-6-3CCT</b>	6ft.	6000lm/60W	30K/40K/50K	120-277V	TRIAC	90	White	cULus
<b>LSS-UP-6-3CCT-BL</b>	6ft.	6000lm/60W	30K/40K/50K	120-277V	TRIAC	90	Black	cULus
<b>LSS-UP-8-3CCT</b>	8ft.	8000lm/80W	30K/40K/50K	120-277V	TRIAC	90	White	cULus
<b>LSS-UP-8-3CCT-BL</b>	8ft.	8000lm/80W	30K/40K/50K	120-277V	TRIAC	90	Black	cULus



**LSS-UP-2-3CCT / LSS-UP-3-3CCT / LSS-UP-4-3CCT / LSS-UP-6-3CCT / LSS-UP-8-3CCT**  
**Sophia 3CCT Linear LED Up Light & Down Light**

**ACCESSORIES**

**Selectable 3CCT Up & Down Direct LED Linear Light Connectors**  
 Seamless continuous runs with endless configurations



90° L



120° L



T



X



Wall to Ceiling

PART NUMBER	STYLE	LENGHT	LUMEN/WATTAGE	SELECTABLE SCCT	VOLTAGE	DIMMING	CRI	FINISH	LISTING
<b>LSS-L-3CCT</b>	90° L-Connector	1ft.	1000lm/10W	30K/40K/50K	120-277V	TRIAC	90	White	cULus
<b>LSS-LHE-3CCT</b>	120° L-Connector	1ft.	1000lm/10W	30K/40K/50K	120-277V	TRIAC	90	White	cULus
<b>LSS-T-3CCT</b>	T-Connector	1ft.	1000lm/10W	30K/40K/50K	120-277V	TRIAC	90	White	cULus
<b>LSS-X-3CCT-BL</b>	X-Connector	1ft.	1000lm/10W	30K/40K/50K	120-277V	TRIAC	90	Black	cULus
<b>LSS-L-WALLCEILING-3CCT</b>	Wall/Ceiling Connector	1ft.	1000lm/10W	30K/40K/50K	120-277V	TRIAC	90	White	cULus

**Canopy Kit for Sophia Architectural Series**  
 Aircraft System



PART NUMBER	DESCRIPTION	FINISH
<b>LSS-C-4BL</b>	4' Aircraft Canopy Kit	Black
<b>LSS-C-4WH</b>	4' Aircraft Canopy Kit	White
<b>LSS-C-10BL</b>	10' Aircraft Canopy Kit	Black
<b>LSS-C-10WH</b>	10' Aircraft Canopy Kit	White

**Wall Mount Kit**  
 Two for each Fixture



PART NUMBER	DESCRIPTION	FINISH
<b>LSS-WALLBRACKET</b>	Wall Mount Kit	White

**Coupling**  
 100-277V




PART NUMBER	DESCRIPTION	FINISH
<b>LSS-CUP</b>	Coupling	White

**UL Listed 5-Wire Cable**  
 Packed in Roll





PART NUMBER	DESCRIPTION	VOLTAGE	FINISH
<b>LSS-CABLE5-100FT-BL</b>	100' UL-Listed 5-Wire Cable	300V	Black
<b>LSS-CABLE5-100FT-WHT</b>	100' UL-Listed 5-Wire Cable	300V	White

**Recessed Flange Kit for T-bar Ceiling**  
 Slim aluminum profile. Mounting screws included



PART NUMBER	DESCRIPTION	FINISH
<b>LSS-FLKIT-4</b>	4' Recessed Flange Kit	White
<b>LSS-FLKIT-8</b>	8' Recessed Flange Kit	White

**Recessed Mud-In Kit**  
 Mounting screws included



PART NUMBER	DESCRIPTION	FINISH
<b>LSS-MUDKIT-2</b>	2' Mud Kit	White
<b>LSS-MUDKIT-4</b>	4' Mud Kit	White

**8W Emergency Lithium Battery Backup**  
 100-277V

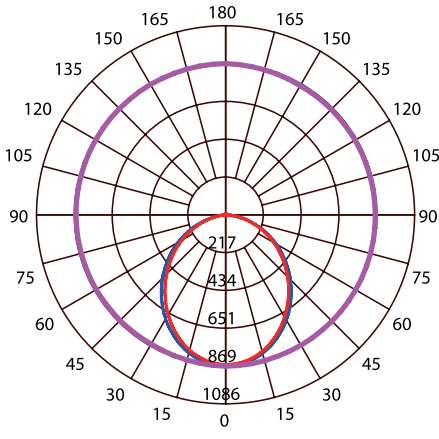


PART NUMBER	DESCRIPTION	VOLTAGE	TIME
<b>LSS-EMERGENCY-8W</b>	8W Lithium Battery Backup	100-277V	90min

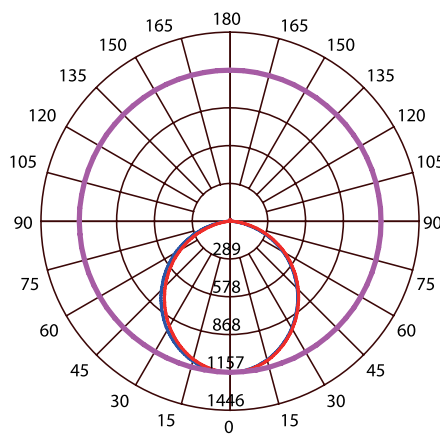


**PRODUCT PHOTOMETRIC**

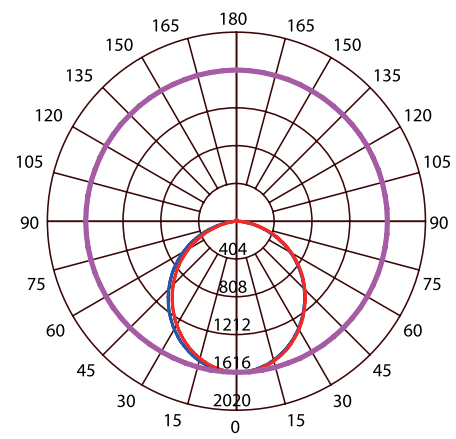
**Luminous Intensity Distribution Curve**



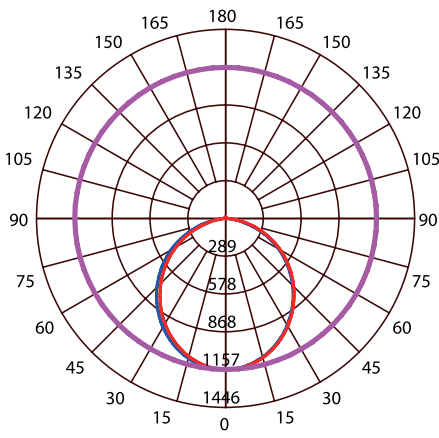
2FT Down Lighting



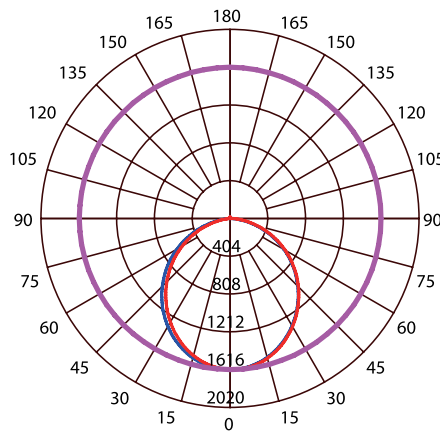
3FT Down Lighting



4FT Down Lighting



6FT Down Lighting



8FT Down Lighting