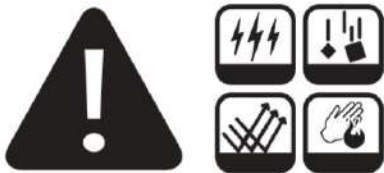


INSTALLATION MANUAL

IMPORTANT SAFETY PRECAUTIONS

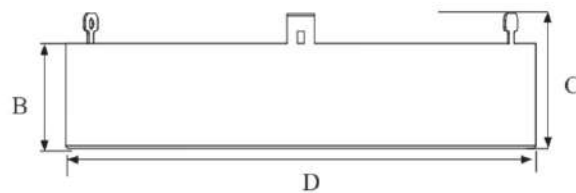
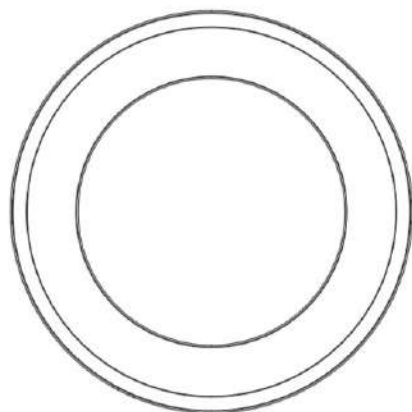
Before you begin, read these instructions completely and carefully.

- Be certain electrical power is OFF before and during installation, maintenance and removal.
- Luminaire wiring must be properly grounded in accordance with the NEC and any applicable local code requirements.
- Use only UL or IEC approved wire for input/output connections.
- Verify that supply voltage matches voltage on luminaire label. Installation to any other connection may void the warranty.
- Wear gloves during installation to prevent injury and do not expose wiring to metal or sharp edges.
- Do not install in areas subject to combustible vapors or gases. Verify luminaire location ratings are suitable for installation environment (refer to specification sheet as needed).
- Do not restrict luminaire's ventilation by covering with material that will cause luminaire to overheat and potentially shorten the lifespan.
- Ensure LED luminaire has the correct polarity before installation.

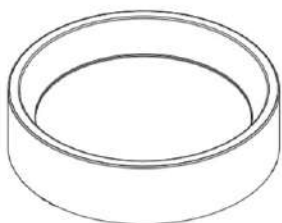


WARNING: To reduce the risk of personal injury or property damage from fire, electrical shock, abrasions, burns and all other hazards, read all provided warnings and follow installation instructions. This product should be installed, inspected and maintained by a qualified electrician. Installation of luminaire must be in accordance with NEC and local code requirements.

DIMENSION



Dimension(Inch)	B	C	D
5"	35.3mm	44.45mm	136.7mm
7"	35.3mm	44.45mm	181.7mm
9"	35.3mm	44.45mm	226.7mm
12"	35.3mm	44.45mm	301.7mm
16"	35.3mm	44.45mm	402mm



X 1PCS



X 1PCS
Only for 5"



X 1PCS
For 7"/9"/12"/15"



X 3PCS



X 3PCS

INSTALLATION MANUAL

IMPORTANT SAFETY PRECAUTIONS

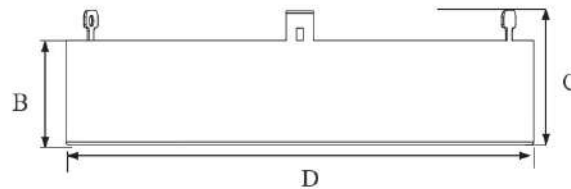
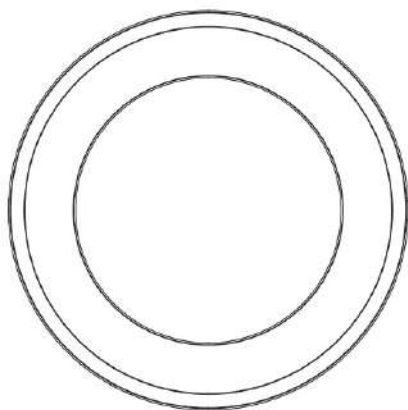
Before you begin, read these instructions completely and carefully.

- Be certain electrical power is OFF before and during installation, maintenance and removal.
- Luminaire wiring must be properly grounded in accordance with the NEC and any applicable local code requirements.
- Use only UL or IEC approved wire for input/output connections.
- Verify that supply voltage matches voltage on luminaire label. Installation to any other connection may void the warranty.
- Wear gloves during installation to prevent injury and do not expose wiring to metal or sharp edges.
- Do not install in areas subject to combustible vapors or gases. Verify luminaire location ratings are suitable for installation environment (refer to specification sheet as needed).
- Do not restrict luminaire's ventilation by covering with material that will cause luminaire to overheat and potentially shorten the lifespan.
- Ensure LED luminaire has the correct polarity before installation.

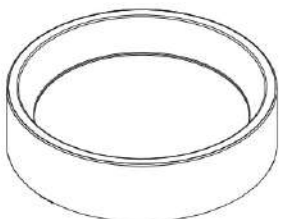


WARNING: To reduce the risk of personal injury or property damage from fire, electrical shock, abrasions, burns and all other hazards, read all provided warnings and follow installation instructions. This product should be installed, inspected and maintained by a qualified electrician. Installation of luminaire must be in accordance with NEC and local code requirements.

DIMENSION



Dimension(Inch)	B	C	D
5"	35.3mm	44.45mm	136.7mm
7"	35.3mm	44.45mm	181.7mm
9"	35.3mm	44.45mm	226.7mm
12"	35.3mm	44.45mm	301.7mm
16"	35.3mm	44.45mm	402mm



X 1PCS



X 1PCS
Only for 5"



X 1PCS
For 7"/9"/12"/15"



X 3PCS



X 3PCS