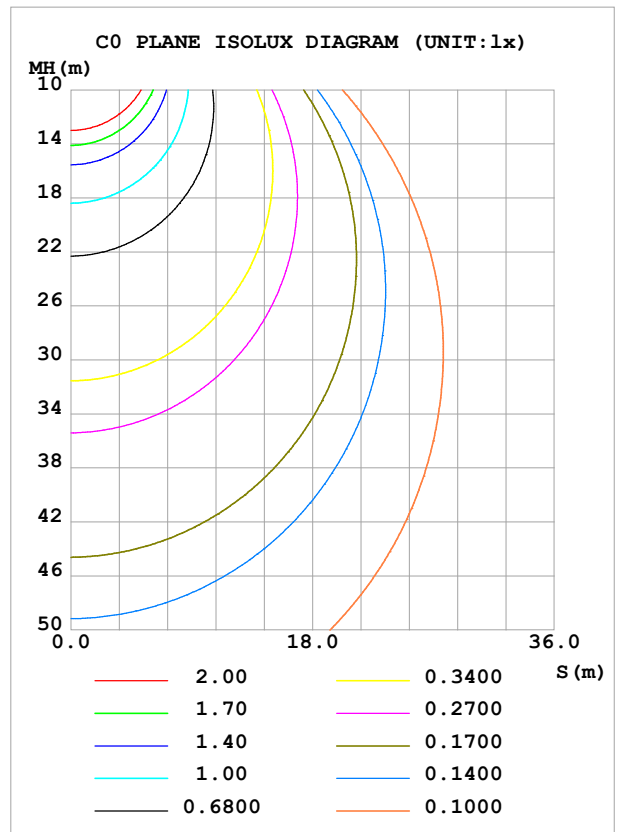
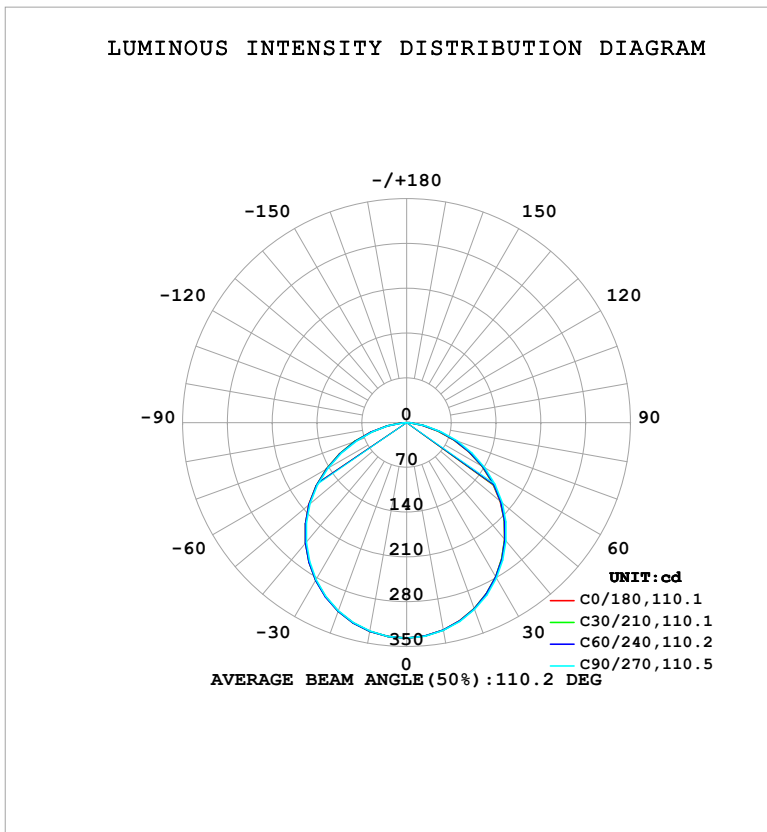


LUMINAIRE PHOTOMETRIC TEST REPORT

Test:U:121.00V I:0.0969A P:11.615W PF:0.9904 Freq:60.00Hz Lamp Flux:927.367x1 lm		
NAME: LS-SMC-7-C29-12W-5CCT-BL	TYPE:	WEIGHT:
SPEC.:	DIM.:	SERIAL No.: 1#27K
MFR.: YOURZOR	SUR.: 0.154	Shielding Angle:

DATA OF LAMP		PHOTOMETRIC DATA			
MSBEMC-7-C29-12W-5CCT-BL-27K		Imax (cd)	336.8	S/MH (C0/180)	1.26
NOMINAL POWER (W)	12	LOR (%)	100.0	S/MH (C90/270)	1.25
RATED VOLTAGE (V)	120	TOTAL FLUX (lm)	927.37	η UP, DN (C0-180)	0.0,49.6
NOMINAL FLUX (lm)	927.367	CIE CLASS	DIRECT	η UP, DN (C180-360)	0.0,50.4
LAMPS INSIDE	1	η up (%)	0.0	CIBSE SHR NOM	1.25
TEST VOLTAGE (V)	120	η down (%)	100.0	CIBSE SHR MAX	1.35



C Range: 0 - 360DEG
C Interval: 30.0DEG
Test Speed: HIGH
Temperature: 25.3°C
Operators: DAMIN
Test Date: 2026-02-02

γ Range: 0 - 90DEG
 γ Interval: 5.0DEG
Test System: EVERFINE GO-2000B_V1 SYSTEM V2.00.488
Humidity: 65.0%
Test Distance: 6.144m [K=1.0000]
Remarks:

ZONAL FLUX DIAGRAM

ZONAL FLUX DIAGRAM:

γ	C0	C45	C90	C135	C180	C225	C270	C315	γ	Φ zone	Φ total	%lum,lamp
10	329.2	329.3	329.8	330.5	331.3	331.5	330.9	330.4	0- 10	31.84	31.84	3.43,3.43
20	309.4	309.5	310.7	312.0	313.6	313.8	312.9	311.6	10- 20	90.99	122.8	13.2,13.2
30	278.5	278.6	280.8	282.5	284.6	284.7	283.3	281.7	20- 30	137.3	260.2	28.1,28.1
40	238.5	238.8	241.7	243.5	246.0	245.9	244.1	242.3	30- 40	164.7	424.9	45.8,45.8
50	190.9	191.8	195.4	197.4	199.9	199.5	197.5	195.2	40- 50	169.8	594.7	64.1,64.1
60	135.7	137.0	141.2	143.1	145.3	144.4	141.9	139.8	50- 60	151.1	745.8	80.4,80.4
70	78.00	79.62	84.14	85.76	87.21	85.92	83.49	81.70	60- 70	111.0	856.8	92.4,92.4
80	24.88	26.48	30.39	31.63	32.39	30.94	28.76	27.37	70- 80	58.76	915.5	98.7,98.7
90	0.5323	0.5435	0.5433	0.6207	0.8255	0.6467	0.5821	0.6000	80- 90	11.82	927.4	100,100
100									90-100			
110									100-110			
120									110-120			
130									120-130			
140									130-140			
150									140-150			
160									150-160			
170									160-170			
180									170-180			
DEG	LUMINOUS INTENSITY:cd									UNIT:lm		

Conical surface Flux(90deg): 510.55 lm

%lum = 55.1%

%lamp = 55.1%

Conical surface Flux(130deg): 807.31 lm

%lum = 87.1%

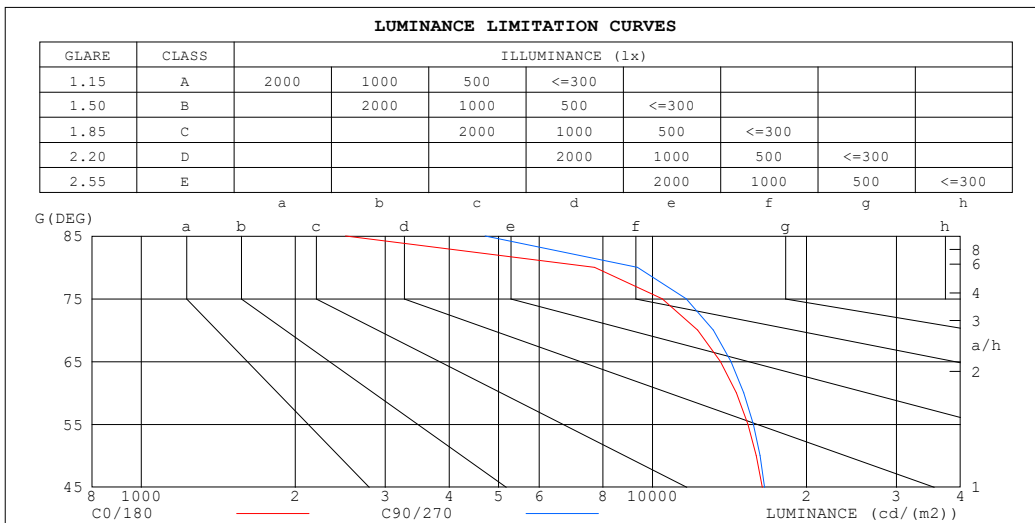
%lamp = 87.1%

C Range: 0 - 360DEG
 C Interval: 30.0DEG
 Test Speed: HIGH
 Temperature:25.3°C
 Operators:DAMIN
 Test Date:2026-02-02

γ Range: 0 - 90DEG
 γ Interval: 5.0DEG
 Test System:EVERFINE GO-2000B_V1 SYSTEM V2.00.488
 Humidity:65.0%
 Test Distance:6.144m [K=1.0000]
 Remarks:

LUMINANCE LIMITATION CURVES

Test:U:121.00V I:0.0969A P:11.615W PF:0.9904 Freq:60.00Hz Lamp Flux:927.367x1 lm		
NAME: LS-SMC-7-C29-12W-5CCT-BL	TYPE:	WEIGHT:
SPEC.:	DIM.:	SERIAL No.: 1#27K
MFR.: YOURZOR	SUR.: 0.154	Shielding Angle:



LUMINANCE cd/(m2)		
G (DEG)	C0/180	C90/270
85	2508	4704
80	7699	9347
75	10440	11639
70	12256	13141
65	13573	14243
60	14584	15089
55	15358	15742
50	15961	16240
45	16398	16574

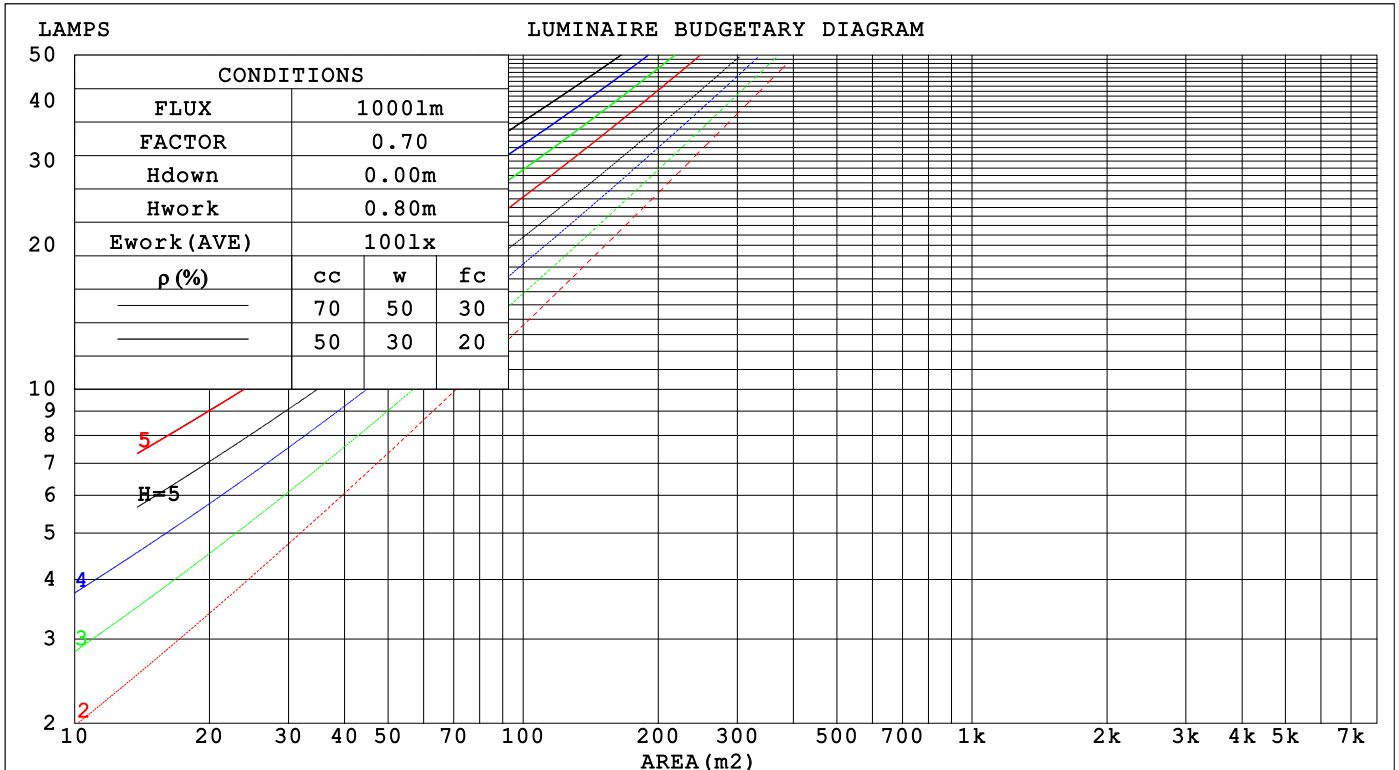
C Range: 0 - 360DEG
 C Interval: 30.0DEG
 Test Speed: HIGH
 Temperature:25.3°C
 Operators:DAMIN
 Test Date:2026-02-02

γ Range: 0 - 90DEG
 γ Interval: 5.0DEG
 Test System:EVERFINE GO-2000B_V1 SYSTEM V2.00.488
 Humidity:65.0%
 Test Distance:6.144m [K=1.0000]
 Remarks:

CU AND LUMINAIRE BUDGETARY ESTIMATE DIAGRAM

Test:U:121.00V I:0.0969A P:11.615W PF:0.9904 Freq:60.00Hz Lamp Flux:927.367x1 lm		
NAME: LS-SMC-7-C29-12W-5CCT-BL	TYPE:	WEIGHT:
SPEC.:	DIM.:	SERIAL No.: 1#27K
MFR.: YOURZOR	SUR.: 0.154	Shielding Angle:

ρcc	80%			70%			50%			30%			10%			0
	50%	30%	10%	50%	30%	10%	50%	30%	10%	50%	30%	10%	50%	30%	10%	0
ρw																
ρfc																
RCR	RCR:Room Cavity Ratio															
	Coefficients of Utilization(CU)															
0.0	1.19	1.19	1.19	1.16	1.16	1.16	1.11	1.11	1.11	1.06	1.06	1.06	1.02	1.02	1.02	1.00
1.0	1.04	1.00	.97	1.02	.98	.95	.98	.95	.92	.94	.91	.89	.90	.88	.86	.84
2.0	.91	.84	.79	.89	.83	.78	.86	.81	.76	.82	.78	.74	.79	.76	.73	.71
3.0	.80	.72	.66	.79	.71	.65	.76	.69	.64	.73	.67	.63	.70	.66	.62	.60
4.0	.71	.62	.56	.70	.62	.55	.67	.60	.55	.65	.59	.54	.63	.57	.53	.51
5.0	.63	.55	.48	.62	.54	.48	.60	.53	.47	.58	.52	.47	.56	.51	.46	.44
6.0	.57	.48	.42	.56	.48	.42	.54	.47	.41	.53	.46	.41	.51	.45	.41	.39
7.0	.52	.43	.37	.51	.43	.37	.49	.42	.37	.48	.41	.36	.47	.41	.36	.34
8.0	.47	.39	.33	.47	.39	.33	.45	.38	.33	.44	.37	.32	.43	.37	.32	.30
9.0	.43	.35	.30	.43	.35	.30	.42	.34	.29	.41	.34	.29	.40	.34	.29	.27
10.0	.40	.32	.27	.40	.32	.27	.39	.32	.27	.38	.31	.27	.37	.31	.26	.25



C Range: 0 - 360DEG
 C Interval: 30.0DEG
 Test Speed: HIGH
 Temperature:25.3°C
 Operators:DAMIN
 Test Date:2026-02-02

γ Range: 0 - 90DEG
 γ Interval: 5.0DEG
 Test System:EVERFINE GO-2000B_V1 SYSTEM V2.00.488
 Humidity:65.0%
 Test Distance:6.144m [K=1.0000]
 Remarks:

WEC AND CCEC

Test:U:121.00V I:0.0969A P:11.615W PF:0.9904 Freq:60.00Hz								
Lamp Flux:927.367x1 lm								
NAME: LS-SMC-7-C29-12W-5CCT-BL			TYPE:			WEIGHT:		
SPEC.:			DIM.:			SERIAL No.: 1#27K		
MFR.: YOURZOR			SUR.: 0.154			Shielding Angle:		

ρ_{CC}	80%			70%			50%			30%			10%			0
ρ_w	50%	30%	10%	50%	30%	10%	50%	30%	10%	50%	30%	10%	50%	30%	10%	0
ρ_{fc}	20%			20%			20%			20%			20%			0
RCR	RCR:Room Cavity Ratio						Wall Exitance Coefficients (WEC)									
0.0																
1.0	.299	.170	.054	.292	.167	.053	.279	.160	.051	.267	.154	.049	.255	.148	.048	
2.0	.285	.156	.048	.278	.153	.047	.267	.148	.046	.256	.144	.045	.246	.139	.044	
3.0	.265	.141	.042	.259	.139	.042	.249	.135	.041	.240	.131	.040	.231	.128	.040	
4.0	.245	.128	.037	.241	.126	.037	.231	.123	.037	.223	.120	.036	.215	.117	.036	
5.0	.227	.116	.034	.223	.115	.033	.215	.112	.033	.208	.110	.033	.201	.107	.032	
6.0	.211	.106	.030	.208	.105	.030	.200	.103	.030	.194	.101	.030	.187	.099	.029	
7.0	.197	.097	.028	.194	.096	.027	.187	.095	.027	.181	.093	.027	.175	.091	.027	
8.0	.184	.090	.025	.181	.089	.025	.175	.088	.025	.170	.086	.025	.165	.085	.025	
9.0	.173	.084	.023	.170	.083	.023	.165	.082	.023	.160	.080	.023	.155	.079	.023	
10.0	.163	.078	.022	.160	.077	.022	.155	.076	.021	.151	.075	.021	.147	.074	.021	

ρ_{CC}	80%			70%			50%			30%			10%			0
ρ_w	50%	30%	10%	50%	30%	10%	50%	30%	10%	50%	30%	10%	50%	30%	10%	0
ρ_{fc}	20%			20%			20%			20%			20%			0
RCR	RCR:Room Cavity Ratio						Ceiling Cavity Exitance Coefficients (CCEC)									
0.0	.190	.190	.190	.163	.163	.163	.111	.111	.111	.064	.064	.064	.020	.020	.020	
1.0	.180	.156	.135	.154	.134	.116	.105	.092	.080	.060	.053	.047	.019	.017	.015	
2.0	.171	.132	.099	.147	.114	.085	.101	.079	.060	.058	.046	.035	.019	.015	.011	
3.0	.164	.114	.075	.140	.099	.065	.096	.068	.046	.056	.040	.027	.018	.013	.009	
4.0	.156	.101	.059	.134	.087	.051	.092	.061	.036	.053	.036	.021	.017	.012	.007	
5.0	.149	.090	.048	.128	.078	.041	.088	.055	.029	.051	.032	.017	.016	.010	.006	
6.0	.141	.082	.039	.122	.071	.034	.084	.050	.024	.049	.029	.014	.016	.010	.005	
7.0	.135	.075	.033	.116	.065	.029	.080	.046	.021	.047	.027	.012	.015	.009	.004	
8.0	.128	.069	.029	.110	.060	.025	.076	.042	.018	.044	.025	.011	.014	.008	.004	
9.0	.122	.064	.025	.105	.056	.022	.073	.039	.016	.043	.023	.009	.014	.008	.003	
10.0	.117	.060	.023	.101	.052	.020	.070	.037	.014	.041	.022	.008	.013	.007	.003	

C Range: 0 - 360DEG
 C Interval: 30.0DEG
 Test Speed: HIGH
 Temperature:25.3°C
 Operators:DAMIN
 Test Date:2026-02-02

γ Range: 0 - 90DEG
 γ Interval: 5.0DEG
 Test System:EVERFINE GO-2000B_V1 SYSTEM V2.00.488
 Humidity:65.0%
 Test Distance:6.144m [K=1.0000]
 Remarks:

UGR(Unified Glare Rating) Table

Test:U:121.00V I:0.0969A P:11.615W PF:0.9904 Freq:60.00Hz Lamp Flux:927.367x1 lm		
NAME: LS-SMC-7-C29-12W-5CCT-BL	TYPE:	WEIGHT:
SPEC.:	DIM.:	SERIAL No.: 1#27K
MFR.: YOURZOR	SUR.: 0.154	Shielding Angle:

ceiling/cavity	0.7	0.7	0.5	0.5	0.3	0.7	0.7	0.5	0.5	0.3
walls	0.5	0.3	0.5	0.3	0.3	0.5	0.3	0.5	0.3	0.3
working plane	0.2	0.2	0.2	0.2	0.2	0.2	0.2	0.2	0.2	0.2

Room dimensions	Viewed crosswise					Viewed endwise				
x = 2H y = 2H	22.5	24.0	22.8	24.2	24.5	22.6	24.1	22.9	24.3	24.6
3H	23.8	25.2	24.1	25.5	25.7	24.0	25.4	24.3	25.6	25.9
4H	24.3	25.6	24.6	25.8	26.1	24.5	25.8	24.8	26.1	26.3
6H	24.5	25.7	24.8	26.0	26.3	24.8	26.0	25.1	26.3	26.6
8H	24.4	25.6	24.8	25.9	26.2	24.8	26.0	25.1	26.3	26.5
12H	24.4	25.5	24.7	25.8	26.1	24.7	25.9	25.1	26.2	26.5
4H 2H	23.1	24.4	23.4	24.7	24.9	23.2	24.5	23.5	24.8	25.0
3H	24.6	25.7	24.9	26.0	26.3	24.7	25.9	25.1	26.2	26.5
4H	25.1	26.1	25.5	26.5	26.8	25.3	26.4	25.7	26.7	27.0
6H	25.4	26.3	25.8	26.6	27.0	25.7	26.6	26.1	26.9	27.3
8H	25.3	26.2	25.7	26.6	26.9	25.7	26.5	26.1	26.9	27.3
12H	25.3	26.1	25.7	26.5	26.9	25.7	26.5	26.1	26.8	27.2
8H 4H	25.3	26.1	25.7	26.5	26.9	25.5	26.3	25.9	26.7	27.1
6H	25.6	26.3	26.0	26.7	27.1	25.9	26.6	26.3	27.0	27.4
8H	25.6	26.2	26.0	26.6	27.1	25.9	26.5	26.4	27.0	27.4
12H	25.6	26.1	26.0	26.6	27.0	25.9	26.5	26.4	26.9	27.4
12H 4H	25.3	26.0	25.7	26.4	26.8	25.5	26.3	25.9	26.6	27.0
6H	25.6	26.2	26.0	26.6	27.1	25.9	26.5	26.3	26.9	27.4
8H	25.6	26.1	26.1	26.6	27.0	25.9	26.4	26.4	26.9	27.4

Variations with the observer position at spacings(CIE Pub.117):		
S = 1.0H	+ 0.2 / - 0.2	+ 0.1 / - 0.2
1.5H	+ 0.2 / - 0.4	+ 0.2 / - 0.3
2.0H	+ 0.4 / - 0.5	+ 0.4 / - 0.4

CIE Pub.117, 927.4 lm Total Lamp Luminous Flux Correct (8log(F/F0) = -0.3)
Area: 0.0187 m2

C Range: 0 - 360DEG	γ Range: 0 - 90DEG
C Interval: 30.0DEG	γ Interval: 5.0DEG
Test Speed: HIGH	Test System:EVERFINE GO-2000B_V1 SYSTEM V2.00.488
Temperature:25.3°C	Humidity:65.0%
Operators:DAMIN	Test Distance:6.144m [K=1.0000]
Test Date:2026-02-02	Remarks:

UTILIZATION FACTORS TABLE

Test:U:121.00V I:0.0969A P:11.615W PF:0.9904 Freq:60.00Hz Lamp Flux:927.367x1 lm		
NAME: LS-SMC-7-C29-12W-5CCT-BL	TYPE:	WEIGHT:
SPEC.:	DIM.:	SERIAL No.: 1#27K
MFR.: YOURZOR	SUR.: 0.154	Shielding Angle:

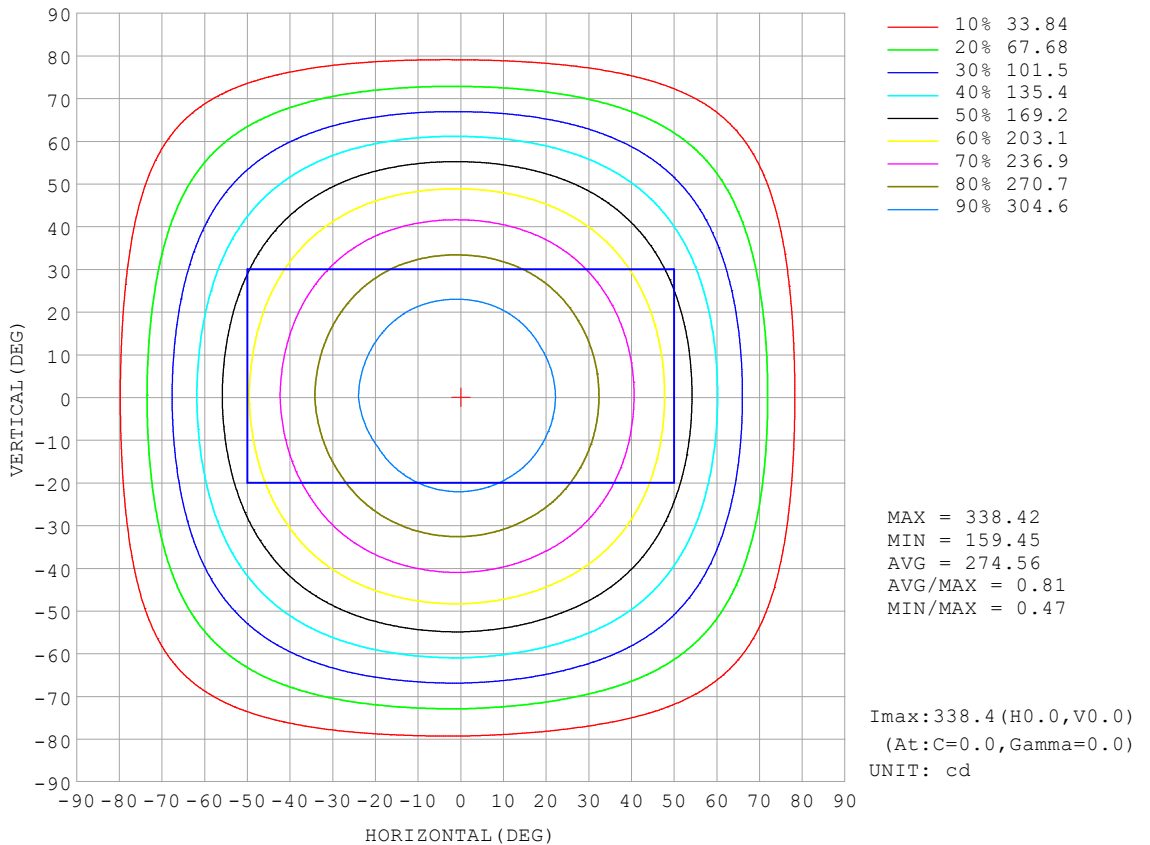
REFLECTANCE										
Ceiling	0.8	0.8	0.8	0.7	0.7	0.7	0.5	0.5	0.5	0
Walls	0.7	0.5	0.3	0.7	0.5	0.3	0.7	0.5	0.3	0
Working plane	0.2	0.2	0.2	0.2	0.2	0.2	0.2	0.2	0.2	0
ROOM INDEX	UTILIZATION FACTORS (PERCENT) $k(RI) \times RCR = 5$									
k = 0.60	58	47	40	57	46	40	56	46	39	33
0.80	68	57	49	67	56	49	65	56	49	42
1.00	77	66	59	76	65	58	73	67	58	51
1.25	84	74	67	82	73	66	80	71	65	58
1.50	89	79	72	87	78	72	84	76	71	63
2.00	96	87	81	94	86	80	90	84	79	71
2.50	99	92	86	97	91	85	94	88	83	75
3.00	103	96	91	101	95	90	97	92	88	79
4.00	107	101	97	104	99	95	100	96	93	84
5.00	109	104	100	107	102	99	102	99	96	87
ROOM INDEX	UF(total)									Direct
According to DIN EN 13032-2 2004			Suspended				SHRNOM = 1.25			

C Range: 0 - 360DEG
 C Interval: 30.0DEG
 Test Speed: HIGH
 Temperature:25.3°C
 Operators:DAMIN
 Test Date:2026-02-02

γ Range: 0 - 90DEG
 γ Interval: 5.0DEG
 Test System:EVERFINE GO-2000B_V1 SYSTEM V2.00.488
 Humidity:65.0%
 Test Distance:6.144m [K=1.0000]
 Remarks:

ISOCANDELA DIAGRAM

Test:U:121.00V I:0.0969A P:11.615W PF:0.9904 Freq:60.00Hz Lamp Flux:927.367x1 lm		
NAME: LS-SMC-7-C29-12W-5CCT-BL	TYPE:	WEIGHT:
SPEC.:	DIM.:	SERIAL No.: 1#27K
MFR.: YOURZOR	SUR.: 0.154	Shielding Angle:




C Range: 0 - 360DEG
 C Interval: 30.0DEG
 Test Speed: HIGH
 Temperature:25.3°C
 Operators:DAMIN
 Test Date:2026-02-02

γ Range: 0 - 90DEG
 γ Interval: 5.0DEG
 Test System:EVERFINE GO-2000B_V1 SYSTEM V2.00.488
 Humidity:65.0%
 Test Distance:6.144m [K=1.0000]
 Remarks:

AAI Figure

Test:U:121.00V I:0.0969A P:11.615W PF:0.9904 Freq:60.00Hz Lamp Flux:927.367x1 lm		
NAME: LS-SMC-7-C29-12W-5CCT-BL	TYPE:	WEIGHT:
SPEC.:	DIM.:	SERIAL No.: 1#27K
MFR.: YOURZOR	SUR.: 0.154	Shielding Angle:



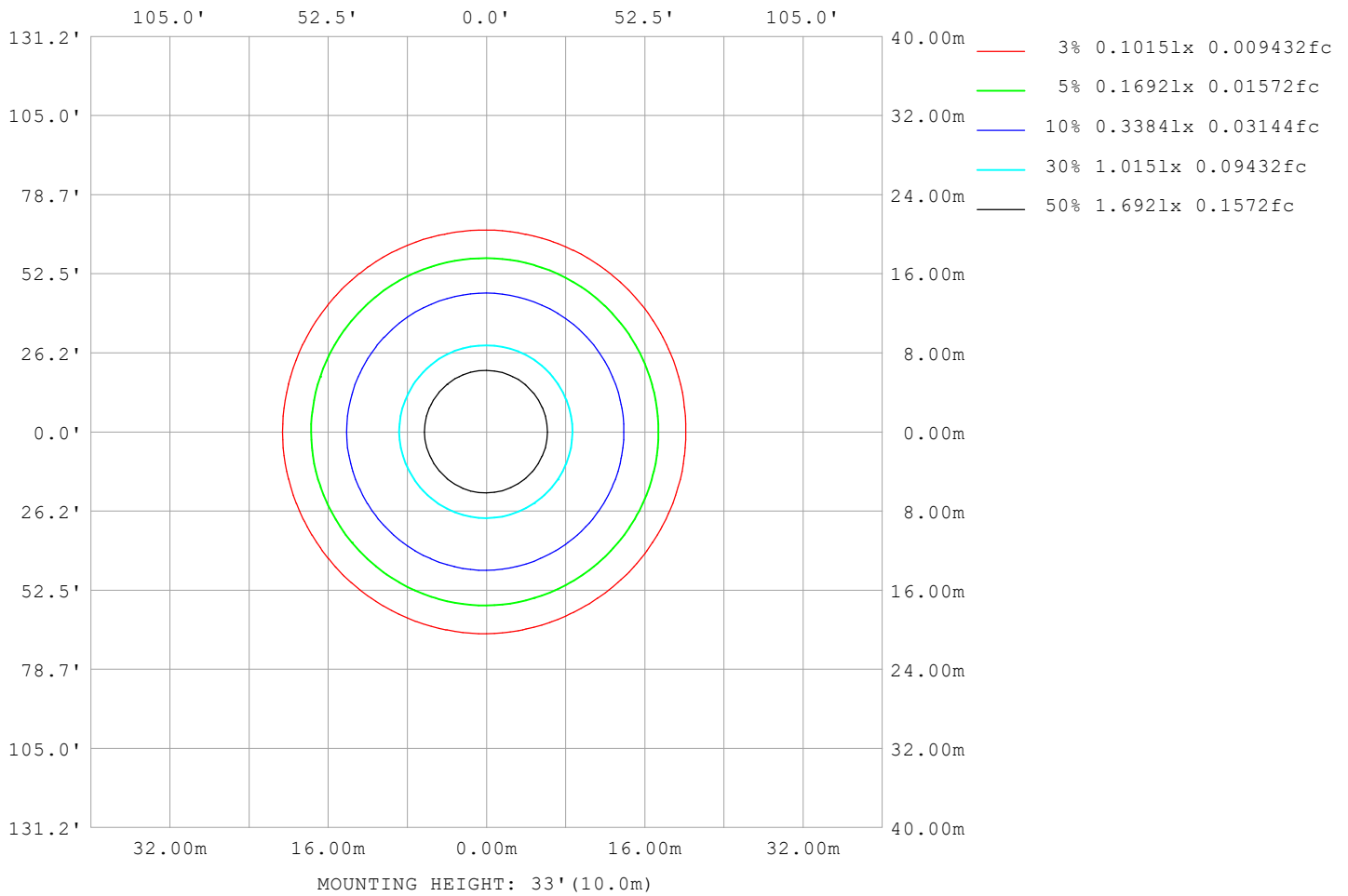
Note:The Curves indicate the illuminated area and the average illumination when the luminaire is at different distance.

C Range: 0 - 360DEG
C Interval: 30.0DEG
Test Speed: HIGH
Temperature:25.3°C
Operators:DAMIN
Test Date:2026-02-02

γ Range: 0 - 90DEG
γ Interval: 5.0DEG
Test System:EVERFINE GO-2000B_V1 SYSTEM V2.00.488
Humidity:65.0%
Test Distance:6.144m [K=1.0000]
Remarks:

ISOLUX DIAGRAM

Test:U:121.00V I:0.0969A P:11.615W PF:0.9904 Freq:60.00Hz Lamp Flux:927.367x1 lm		
NAME: LS-SMC-7-C29-12W-5CCT-BL	TYPE:	WEIGHT:
SPEC.:	DIM.:	SERIAL No.: 1#27K
MFR.: YOURZOR	SUR.: 0.154	Shielding Angle:



C Range: 0 - 360DEG
 C Interval: 30.0DEG
 Test Speed: HIGH
 Temperature:25.3°C
 Operators:DAMIN
 Test Date:2026-02-02

γ Range: 0 - 90DEG
 γ Interval: 5.0DEG
 Test System:EVERFINE GO-2000B_V1 SYSTEM V2.00.488
 Humidity:65.0%
 Test Distance:6.144m [K=1.0000]
 Remarks:

LED Avg.L Report

Test:U:121.00V I:0.0969A P:11.615W PF:0.9904 Freq:60.00Hz Lamp Flux:927.367x1 lm		
NAME: LS-SMC-7-C29-12W-5CCT-BL	TYPE:	WEIGHT:
SPEC.:	DIM.:	SERIAL No.: 1#27K
MFR.: YOURZOR	SUR.: 0.154	Shielding Angle:

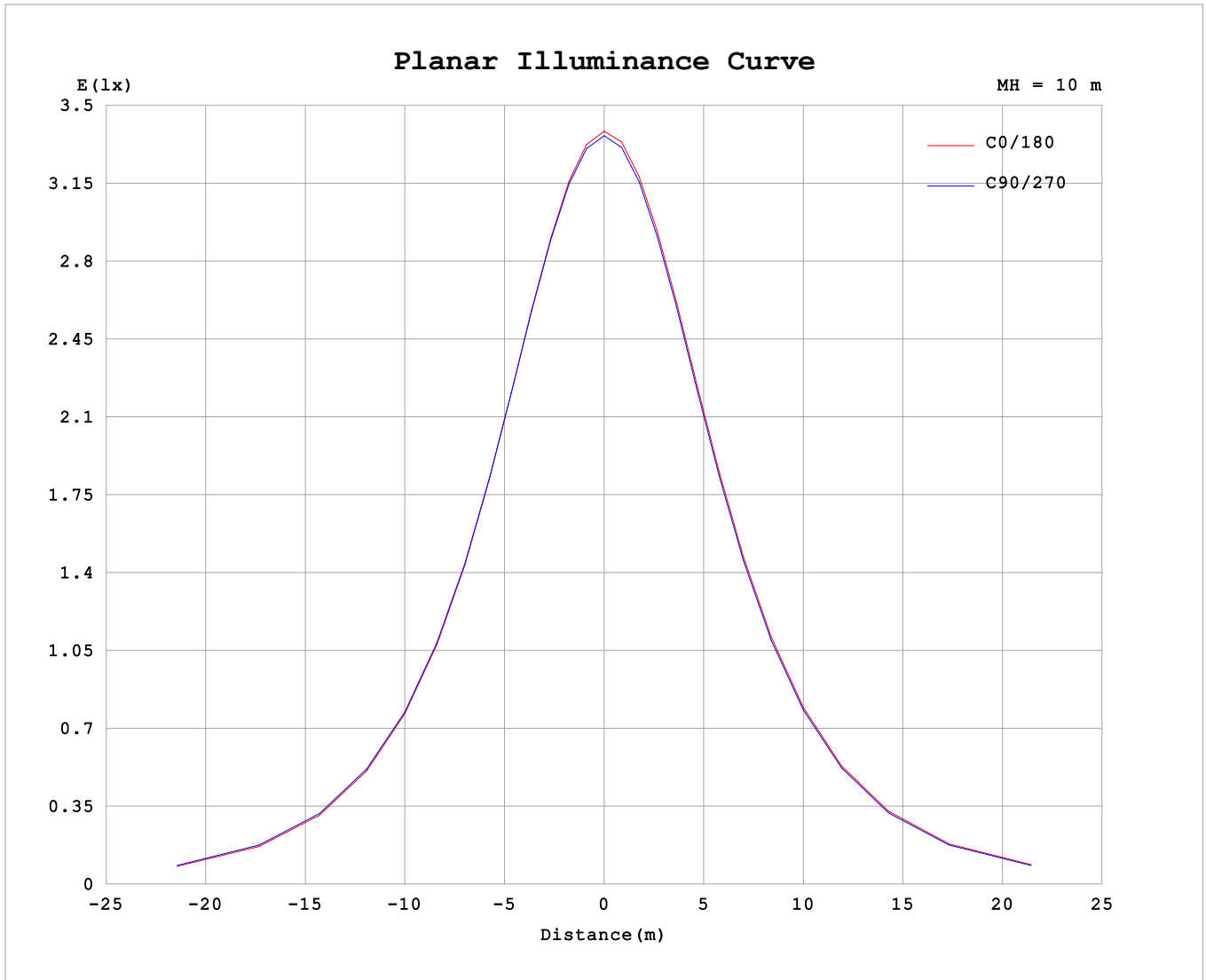
AvgL	cd/m2
L_0~180 (65) av	14113
L_0~180 (75) av	11275
L_0~180 (85) av	4182
L_90~270 (65) av	14257
L_90~270 (75) av	11541
L_90~270 (85) av	4294
L_45 (65) av	14192
L_45 (75) av	11418
L_45 (85) av	4204

Standard: GB/T 29293-2012

C Range: 0 - 360DEG
 C Interval: 30.0DEG
 Test Speed: HIGH
 Temperature:25.3℃
 Operators:DAMIN
 Test Date:2026-02-02

γ Range: 0 - 90DEG
 γ Interval: 5.0DEG
 Test System:EVERFINE GO-2000B_V1 SYSTEM V2.00.488
 Humidity:65.0%
 Test Distance:6.144m [K=1.0000]
 Remarks:

Planar Illuminance Curve



C Range: 0 - 360DEG
 C Interval: 30.0DEG
 Test Speed: HIGH
 Temperature: 25.3°C
 Operators: DAMIN
 Test Date: 2026-02-02

γ Range: 0 - 90DEG
 γ Interval: 5.0DEG
 Test System: EVERFINE GO-2000B_V1 SYSTEM V2.00.488
 Humidity: 65.0%
 Test Distance: 6.144m [K=1.0000]
 Remarks:

