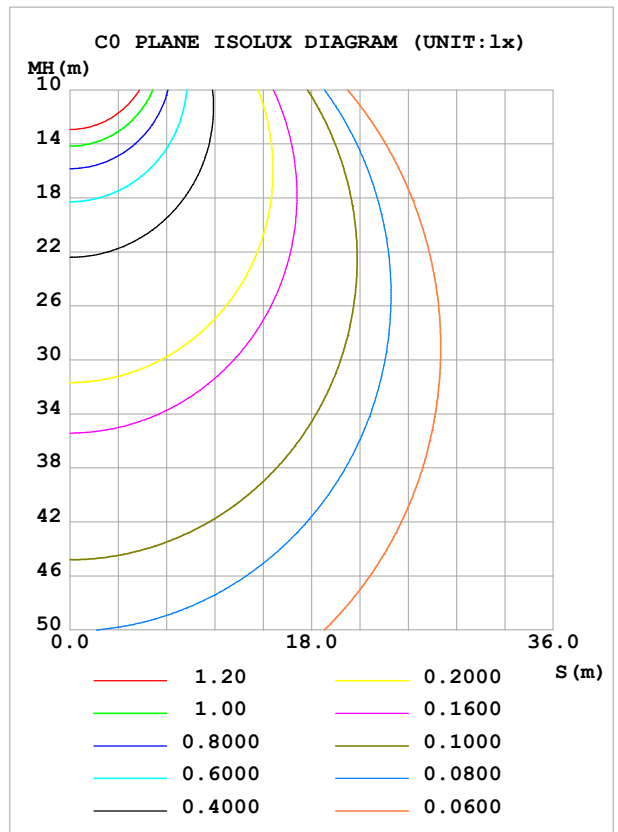
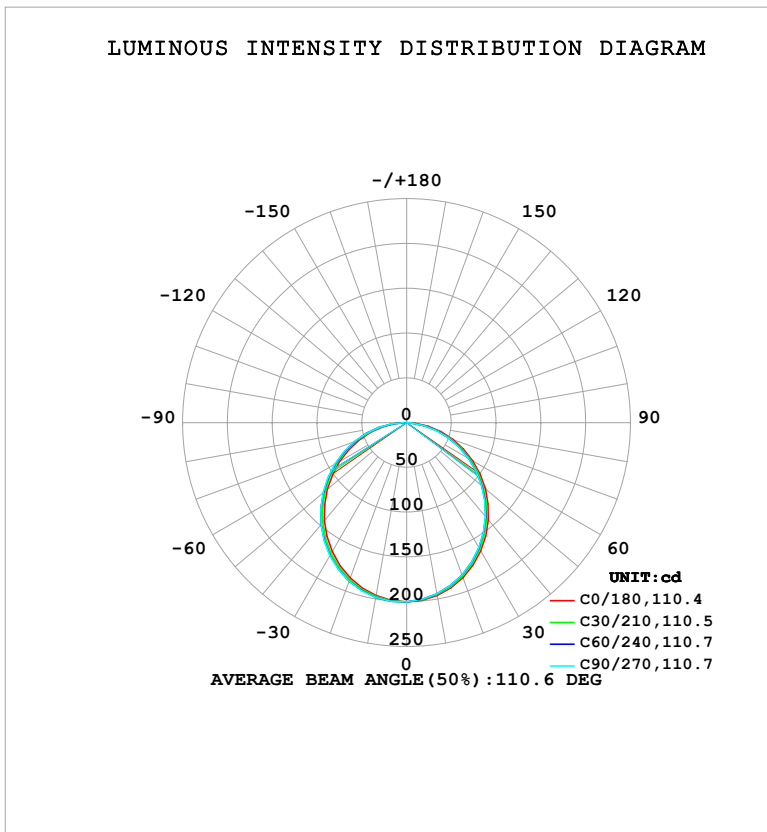


LUMINAIRE PHOTOMETRIC TEST REPORT

Test:U:120.99V I:0.1098A P:12.346W PF:0.9298 Freq:60.00Hz Lamp Flux:567.1x1 lm		
NAME: LS-AL-7FL-12W-5CCT-G	TYPE:	WEIGHT:
SPEC.:	DIM.:	SERIAL No.: 1#27K
MFR.: YOURZOR	SUR.: 0.154	Shielding Angle:

DATA OF LAMP		PHOTOMETRIC DATA				Eff: 45.93 lm/W
MODELS-AL-7FL-12W-5CCT-G-27K		Imax (cd)	200.1	S/MH (C0/180)		1.24
NOMINAL POWER (W)	12	LOR (%)	100.0	S/MH (C90/270)		1.27
RATED VOLTAGE (V)	120	TOTAL FLUX (lm)	567.10	η UP, DN (C0-180)		0.0,47.9
NOMINAL FLUX (lm)	567.1	CIE CLASS	DIRECT	η UP, DN (C180-360)		0.0,52.1
LAMPS INSIDE	1	η up (%)	0.0	CIBSE SHR NOM		1.25
TEST VOLTAGE (V)	120	η down (%)	100.0	CIBSE SHR MAX		1.35



C Range: 0 - 360DEG
 C Interval: 30.0DEG
 Test Speed: HIGH
 Temperature:25.3°C
 Operators:DAMIN
 Test Date:2026-02-02

γ Range: 0 - 90DEG
 γ Interval: 5.0DEG
 Test System:EVERFINE GO-2000B_V1 SYSTEM V2.00.488
 Humidity:65.0%
 Test Distance:6.144m [K=1.0000]
 Remarks:

ZONAL FLUX DIAGRAM

ZONAL FLUX DIAGRAM:

γ	C0	C45	C90	C135	C180	C225	C270	C315	γ	Φ zone	Φ total	%lum, lamp
10	195.9	194.6	194.2	194.6	196.2	197.6	198.1	197.6	0- 10	18.91	18.91	3.33,3.33
20	184.1	181.8	181.0	181.7	184.7	187.3	188.3	187.2	10- 20	53.94	72.85	12.8,12.8
30	165.7	162.5	161.4	162.5	166.4	170.0	171.4	169.9	20- 30	81.14	154.0	27.2,27.2
40	142.0	138.3	137.0	138.3	142.8	147.1	148.7	146.9	30- 40	96.96	250.9	44.3,44.3
50	114.7	110.7	109.3	110.8	115.7	120.2	122.0	120.1	40- 50	99.85	350.8	61.9,61.9
60	85.31	81.17	79.80	81.39	86.35	90.97	92.77	90.66	50- 60	90.26	441.1	77.8,77.8
70	54.79	50.69	49.41	51.16	56.18	60.62	62.23	60.14	60- 70	70.20	511.3	90.2,90.2
80	24.49	20.45	19.27	21.23	26.19	30.40	31.80	29.66	70- 80	42.77	554.0	97.7,97.7
90	0.3561	0.3888	0.4054	0.3867	0.4769	2.217	3.096	1.658	80- 90	13.08	567.1	100,100
100									90-100			
110									100-110			
120									110-120			
130									120-130			
140									130-140			
150									140-150			
160									150-160			
170									160-170			
180									170-180			
DEG	LUMINOUS INTENSITY:cd									UNIT:lm		

Conical surface Flux(90deg): 301.32 lm

%lum = 53.1%

%lamp = 53.1%

Conical surface Flux(130deg): 479.21 lm

%lum = 84.5%

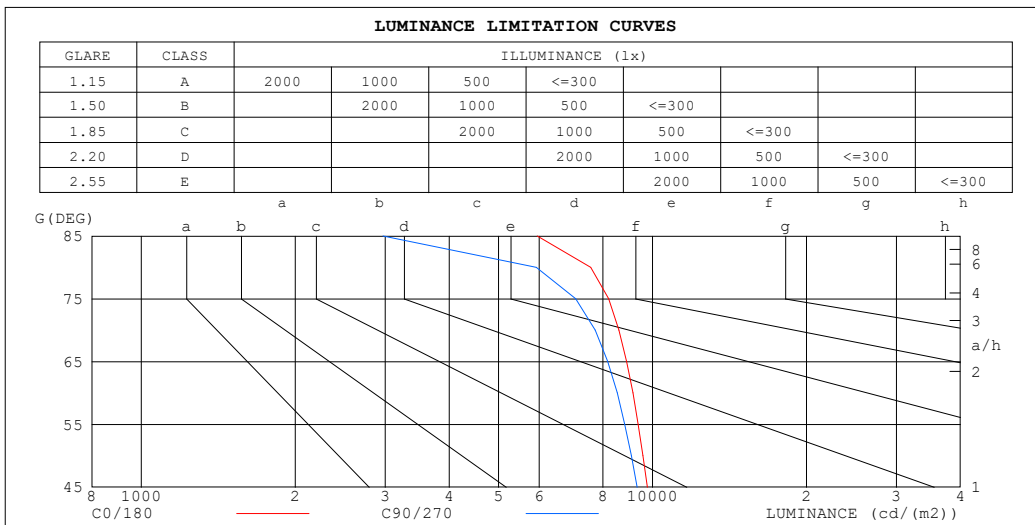
%lamp = 84.5%

C Range: 0 - 360DEG
 C Interval: 30.0DEG
 Test Speed: HIGH
 Temperature:25.3°C
 Operators:DAMIN
 Test Date:2026-02-02

γ Range: 0 - 90DEG
 γ Interval: 5.0DEG
 Test System:EVERFINE GO-2000B_V1 SYSTEM V2.00.488
 Humidity:65.0%
 Test Distance:6.144m [K=1.0000]
 Remarks:

LUMINANCE LIMITATION CURVES

Test:U:120.99V I:0.1098A P:12.346W PF:0.9298 Freq:60.00Hz Lamp Flux:567.1x1 lm		
NAME: LS-AL-7FL-12W-5CCT-G	TYPE:	WEIGHT:
SPEC.:	DIM.:	SERIAL No.: 1#27K
MFR.: YOURZOR	SUR.: 0.154	Shielding Angle:



LUMINANCE cd/(m2)		
G (DEG)	C0/180	C90/270
85	5952	2968
80	7565	5928
75	8207	7076
70	8593	7719
65	8899	8168
60	9153	8528
55	9369	8824
50	9576	9089
45	9769	9329

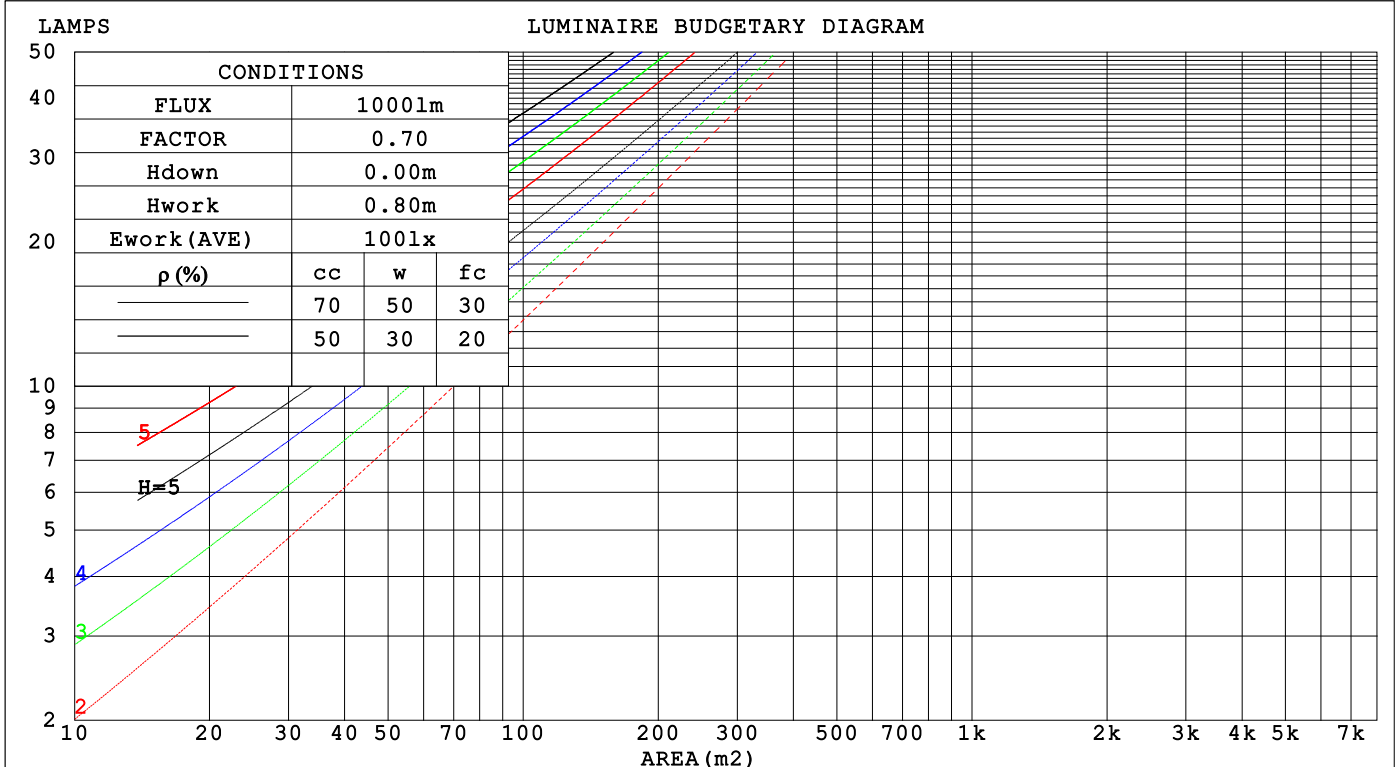
C Range: 0 - 360DEG
 C Interval: 30.0DEG
 Test Speed: HIGH
 Temperature:25.3°C
 Operators:DAMIN
 Test Date:2026-02-02

γ Range: 0 - 90DEG
 γ Interval: 5.0DEG
 Test System:EVERFINE GO-2000B_V1 SYSTEM V2.00.488
 Humidity:65.0%
 Test Distance:6.144m [K=1.0000]
 Remarks:

CU AND LUMINAIRE BUDGETARY ESTIMATE DIAGRAM

Test:U:120.99V I:0.1098A P:12.346W PF:0.9298 Freq:60.00Hz Lamp Flux:567.1x1 lm		
NAME: LS-AL-7FL-12W-5CCT-G	TYPE:	WEIGHT:
SPEC.:	DIM.:	SERIAL No.: 1#27K
MFR.: YOURZOR	SUR.: 0.154	Shielding Angle:

ρcc	80%			70%			50%			30%			10%			0
	ρw	50%	30%	10%	50%	30%	10%	50%	30%	10%	50%	30%	10%	50%	30%	10%
ρfc	20%			20%			20%			20%			20%			0
RCR	RCR:Room Cavity Ratio															
	Coefficients of Utilization(CU)															
0.0	1.19	1.19	1.19	1.16	1.16	1.16	1.11	1.11	1.11	1.06	1.06	1.06	1.02	1.02	1.02	1.00
1.0	1.04	.99	.95	1.01	.97	.94	.97	.94	.91	.93	.90	.88	.89	.87	.85	.83
2.0	.90	.83	.77	.88	.82	.76	.85	.79	.74	.81	.77	.73	.78	.74	.71	.69
3.0	.79	.71	.64	.77	.70	.63	.74	.68	.62	.72	.66	.61	.69	.64	.60	.58
4.0	.70	.61	.54	.69	.60	.54	.66	.59	.53	.64	.57	.52	.61	.56	.52	.49
5.0	.62	.53	.47	.61	.53	.46	.59	.52	.46	.57	.50	.45	.55	.49	.45	.43
6.0	.56	.47	.41	.55	.47	.40	.53	.46	.40	.52	.45	.40	.50	.44	.39	.37
7.0	.51	.42	.36	.50	.42	.36	.49	.41	.35	.47	.40	.35	.46	.40	.35	.33
8.0	.46	.38	.32	.46	.38	.32	.44	.37	.32	.43	.36	.31	.42	.36	.31	.29
9.0	.43	.34	.29	.42	.34	.29	.41	.34	.29	.40	.33	.28	.39	.33	.28	.26
10.0	.39	.31	.26	.39	.31	.26	.38	.31	.26	.37	.30	.26	.36	.30	.26	.24



C Range: 0 - 360DEG
 C Interval: 30.0DEG
 Test Speed: HIGH
 Temperature:25.3°C
 Operators:DAMIN
 Test Date:2026-02-02

γ Range: 0 - 90DEG
 γ Interval: 5.0DEG
 Test System:EVERFINE GO-2000B_V1 SYSTEM V2.00.488
 Humidity:65.0%
 Test Distance:6.144m [K=1.0000]
 Remarks:

WEC AND CCEC

Test:U:120.99V I:0.1098A P:12.346W PF:0.9298 Freq:60.00Hz Lamp Flux:567.1x1 lm		
NAME: LS-AL-7FL-12W-5CCT-G	TYPE:	WEIGHT:
SPEC.:	DIM.:	SERIAL No.: 1#27K
MFR.: YOURZOR	SUR.: 0.154	Shielding Angle:

ρ_{CC}	80%			70%			50%			30%			10%			0
ρ_w	50%	30%	10%	50%	30%	10%	50%	30%	10%	50%	30%	10%	50%	30%	10%	0
ρ_{fc}	20%			20%			20%			20%			20%			0
RCR	RCR:Room Cavity Ratio						Wall Exitance Coefficients(WEC)									
0.0																
1.0	.317	.180	.057	.309	.177	.056	.296	.170	.054	.284	.164	.053	.273	.158	.051	
2.0	.296	.162	.050	.290	.160	.049	.278	.154	.048	.267	.150	.047	.257	.145	.046	
3.0	.273	.145	.043	.267	.143	.043	.257	.139	.042	.247	.135	.042	.238	.132	.041	
4.0	.251	.130	.038	.246	.129	.038	.237	.126	.038	.228	.123	.037	.220	.120	.036	
5.0	.232	.118	.034	.227	.117	.034	.219	.114	.034	.212	.112	.033	.204	.109	.033	
6.0	.215	.108	.031	.211	.106	.031	.203	.104	.030	.197	.102	.030	.190	.100	.030	
7.0	.200	.099	.028	.196	.098	.028	.190	.096	.028	.184	.094	.027	.178	.092	.027	
8.0	.186	.091	.026	.183	.090	.025	.177	.089	.025	.172	.087	.025	.167	.086	.025	
9.0	.174	.084	.024	.172	.084	.023	.166	.082	.023	.162	.081	.023	.157	.080	.023	
10.0	.164	.079	.022	.161	.078	.022	.157	.077	.022	.152	.076	.022	.148	.075	.021	

ρ_{CC}	80%			70%			50%			30%			10%			0
ρ_w	50%	30%	10%	50%	30%	10%	50%	30%	10%	50%	30%	10%	50%	30%	10%	0
ρ_{fc}	20%			20%			20%			20%			20%			0
RCR	RCR:Room Cavity Ratio						Ceiling Cavity Exitance Coefficients(CCEC)									
0.0																
1.0	.190	.190	.190	.163	.163	.163	.111	.111	.111	.064	.064	.064	.020	.020	.020	
2.0	.181	.156	.134	.155	.134	.115	.106	.092	.080	.061	.053	.046	.020	.017	.015	
3.0	.173	.132	.098	.148	.114	.084	.101	.079	.059	.058	.046	.034	.019	.015	.011	
4.0	.165	.114	.074	.141	.099	.064	.097	.069	.045	.056	.040	.026	.018	.013	.009	
5.0	.157	.101	.058	.135	.087	.050	.093	.061	.036	.054	.036	.021	.017	.012	.007	
6.0	.150	.091	.047	.129	.078	.041	.089	.055	.029	.051	.032	.017	.017	.010	.006	
7.0	.143	.082	.039	.123	.071	.034	.085	.050	.024	.049	.029	.014	.016	.010	.005	
8.0	.136	.075	.033	.117	.065	.029	.081	.046	.020	.047	.027	.012	.015	.009	.004	
9.0	.129	.070	.029	.111	.060	.025	.077	.042	.018	.045	.025	.011	.014	.008	.003	
10.0	.123	.065	.025	.106	.056	.022	.073	.039	.016	.043	.023	.009	.014	.008	.003	
10.0	.117	.060	.022	.101	.052	.020	.070	.037	.014	.041	.022	.008	.013	.007	.003	

C Range: 0 - 360DEG
 C Interval: 30.0DEG
 Test Speed: HIGH
 Temperature:25.3°C
 Operators:DAMIN
 Test Date:2026-02-02

γ Range: 0 - 90DEG
 γ Interval: 5.0DEG
 Test System:EVERFINE GO-2000B_V1 SYSTEM V2.00.488
 Humidity:65.0%
 Test Distance:6.144m [K=1.0000]
 Remarks:

UGR(Unified Glare Rating) Table

Test:U:120.99V I:0.1098A P:12.346W PF:0.9298 Freq:60.00Hz										
Lamp Flux:567.1x1 lm										
NAME: LS-AL-7FL-12W-5CCT-G					TYPE:			WEIGHT:		
SPEC.:					DIM.:			SERIAL No.: 1#27K		
MFR.: YOURZOR					SUR.: 0.154			Shielding Angle:		
ceiling/cavity	0.7	0.7	0.5	0.5	0.3	0.7	0.7	0.5	0.5	0.3
walls	0.5	0.3	0.5	0.3	0.3	0.5	0.3	0.5	0.3	0.3
working plane	0.2	0.2	0.2	0.2	0.2	0.2	0.2	0.2	0.2	0.2
Room dimensions	Viewed crosswise					Viewed endwise				
x = 2H y = 2H	22.5	24.0	22.7	24.2	24.4	22.2	23.7	22.4	23.9	24.1
3H	24.0	25.4	24.3	25.7	25.9	23.7	25.1	23.9	25.3	25.5
4H	24.7	26.0	25.0	26.3	26.6	24.2	25.6	24.5	25.8	26.1
6H	25.2	26.4	25.5	26.7	27.0	24.6	25.8	24.9	26.1	26.4
8H	25.2	26.5	25.6	26.8	27.1	24.6	25.8	24.9	26.1	26.4
12H	25.3	26.5	25.7	26.8	27.1	24.5	25.7	24.9	26.0	26.3
4H 2H	23.0	24.4	23.3	24.6	24.9	22.8	24.1	23.1	24.4	24.7
3H	24.8	26.0	25.1	26.3	26.6	24.5	25.6	24.8	25.9	26.2
4H	25.6	26.6	25.9	27.0	27.3	25.1	26.2	25.5	26.5	26.9
6H	26.1	27.1	26.5	27.4	27.8	25.6	26.5	26.0	26.9	27.3
8H	26.2	27.1	26.7	27.5	27.9	25.6	26.5	26.0	26.9	27.2
12H	26.3	27.2	26.8	27.5	28.0	25.6	26.4	26.0	26.8	27.2
8H 4H	25.8	26.7	26.2	27.1	27.4	25.4	26.3	25.8	26.7	27.1
6H	26.5	27.2	26.9	27.6	28.0	25.9	26.7	26.4	27.1	27.5
8H	26.6	27.3	27.1	27.7	28.2	26.0	26.6	26.4	27.1	27.5
12H	26.7	27.3	27.2	27.8	28.2	26.0	26.6	26.5	27.0	27.5
12H 4H	25.8	26.6	26.2	27.0	27.4	25.4	26.2	25.8	26.6	27.0
6H	26.5	27.1	26.9	27.5	28.0	25.9	26.6	26.4	27.0	27.5
8H	26.6	27.2	27.1	27.7	28.1	26.0	26.6	26.5	27.0	27.5
Variations with the observer position at spacings(CIE Pub.117):										
S = 1.0H	+ 0.1 / - 0.2					+ 0.1 / - 0.2				
1.5H	+ 0.1 / - 0.2					+ 0.1 / - 0.3				
2.0H	+ 0.2 / - 0.3					+ 0.3 / - 0.4				

CIE Pub.117, 567.1 lm Total Lamp Luminous Flux Correct (8log(F/F0) = -2.0)
 Area: 0.0187 m2

C Range: 0 - 360DEG
 C Interval: 30.0DEG
 Test Speed: HIGH
 Temperature:25.3°C
 Operators:DAMIN
 Test Date:2026-02-02

γ Range: 0 - 90DEG
 γ Interval: 5.0DEG
 Test System:EVERFINE GO-2000B_V1 SYSTEM V2.00.488
 Humidity:65.0%
 Test Distance:6.144m [K=1.0000]
 Remarks:

UTILIZATION FACTORS TABLE

Test:U:120.99V I:0.1098A P:12.346W PF:0.9298 Freq:60.00Hz Lamp Flux:567.1x1 lm		
NAME: LS-AL-7FL-12W-5CCT-G	TYPE:	WEIGHT:
SPEC.:	DIM.:	SERIAL No.: 1#27K
MFR.: YOURZOR	SUR.: 0.154	Shielding Angle:

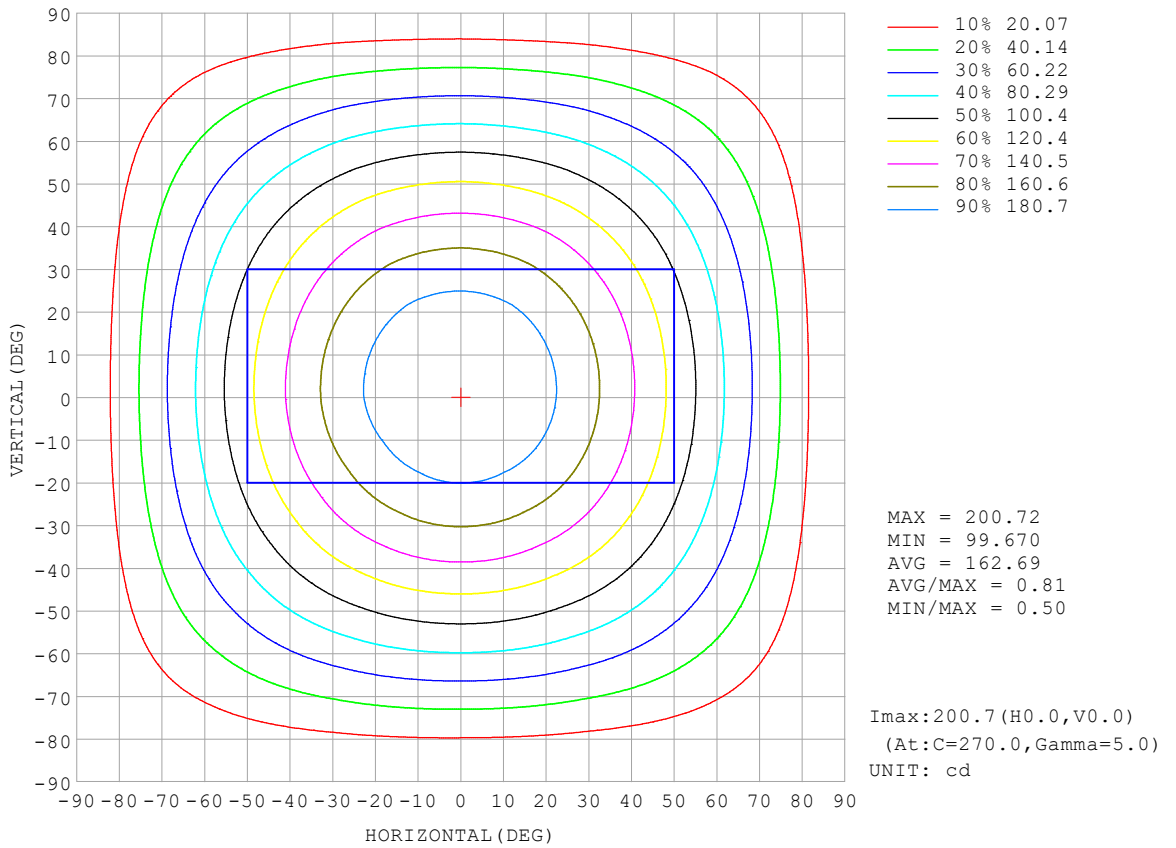
REFLECTANCE										
Ceiling	0.8	0.8	0.8	0.7	0.7	0.7	0.5	0.5	0.5	0
Walls	0.7	0.5	0.3	0.7	0.5	0.3	0.7	0.5	0.3	0
Working plane	0.2	0.2	0.2	0.2	0.2	0.2	0.2	0.2	0.2	0
ROOM INDEX	UTILIZATION FACTORS (PERCENT) $k(RI) \times RCR = 5$									
k = 0.60	57	46	39	57	46	39	55	45	38	32
0.80	67	56	48	66	55	48	65	54	48	41
1.00	76	64	57	74	64	57	72	65	56	49
1.25	83	72	65	81	71	64	79	70	64	56
1.50	88	78	71	86	77	70	83	75	69	61
2.00	95	86	79	93	85	79	89	82	77	69
2.50	99	91	84	96	89	84	93	87	82	73
3.00	102	95	89	100	93	88	96	90	86	77
4.00	106	100	95	104	98	94	99	95	91	82
5.00	108	103	99	106	102	98	101	98	95	85
ROOM INDEX	UF(total)									Direct
According to DIN EN 13032-2 2004			Suspended				SHRNOM = 1.25			

C Range: 0 - 360DEG
 C Interval: 30.0DEG
 Test Speed: HIGH
 Temperature:25.3°C
 Operators:DAMIN
 Test Date:2026-02-02

γ Range: 0 - 90DEG
 γ Interval: 5.0DEG
 Test System:EVERFINE GO-2000B_V1 SYSTEM V2.00.488
 Humidity:65.0%
 Test Distance:6.144m [K=1.0000]
 Remarks:

ISOCANDELA DIAGRAM

Test:U:120.99V I:0.1098A P:12.346W PF:0.9298 Freq:60.00Hz Lamp Flux:567.1x1 lm		
NAME: LS-AL-7FL-12W-5CCT-G	TYPE:	WEIGHT:
SPEC.:	DIM.:	SERIAL No.: 1#27K
MFR.: YOURZOR	SUR.: 0.154	Shielding Angle:




C Range: 0 - 360DEG
C Interval: 30.0DEG
Test Speed: HIGH
Temperature:25.3°C
Operators:DAMIN
Test Date:2026-02-02

γ Range: 0 - 90DEG
γ Interval: 5.0DEG
Test System:EVERFINE GO-2000B_V1 SYSTEM V2.00.488
Humidity:65.0%
Test Distance:6.144m [K=1.0000]
Remarks:

AAI Figure

Test:U:120.99V I:0.1098A P:12.346W PF:0.9298 Freq:60.00Hz Lamp Flux:567.1x1 lm		
NAME: LS-AL-7FL-12W-5CCT-G	TYPE:	WEIGHT:
SPEC.:	DIM.:	SERIAL No.: 1#27K
MFR.: YOURZOR	SUR.: 0.154	Shielding Angle:



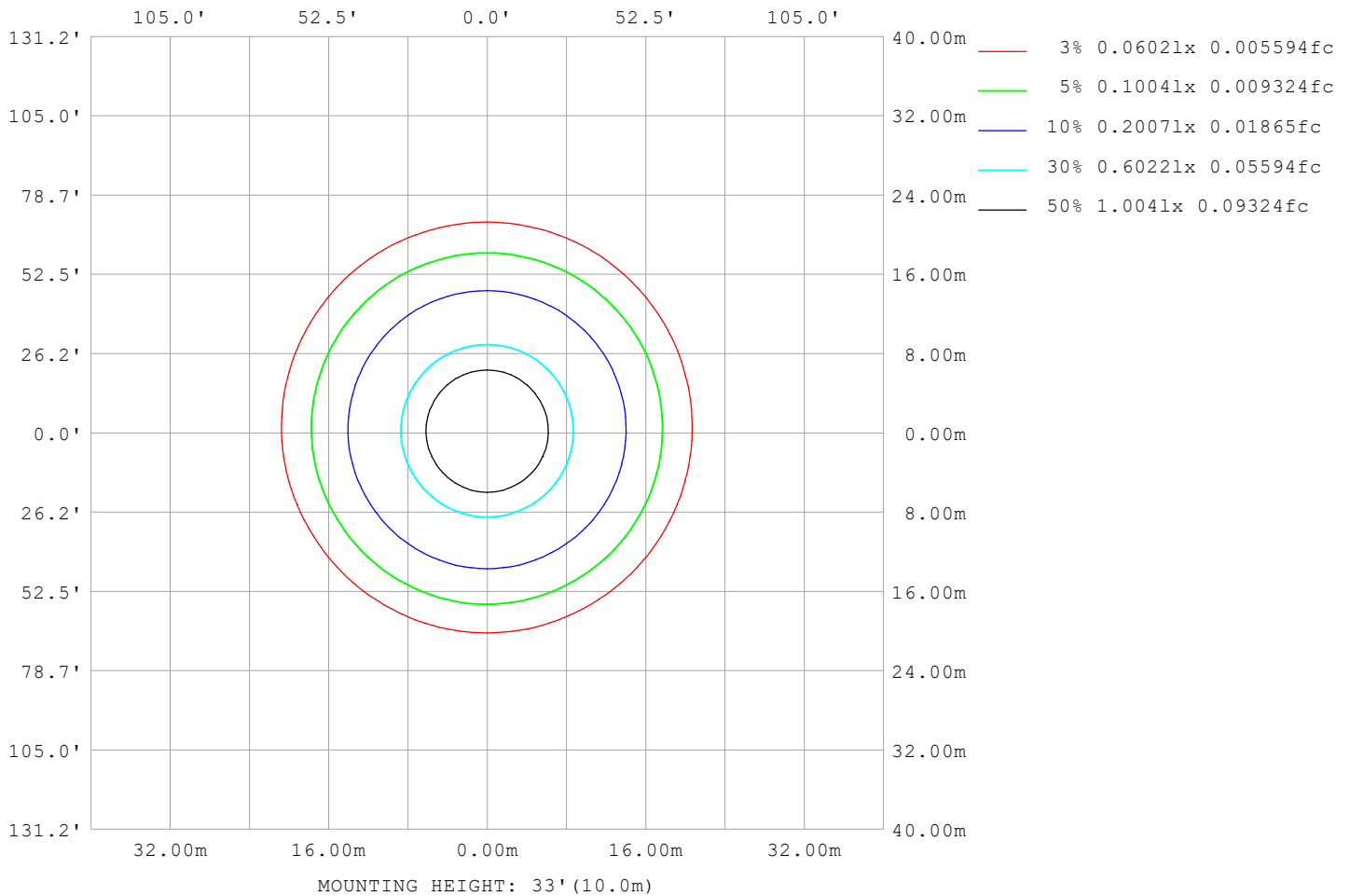
Note:The Curves indicate the illuminated area and the average illumination when the luminaire is at different distance.

C Range: 0 - 360DEG
C Interval: 30.0DEG
Test Speed: HIGH
Temperature:25.3°C
Operators:DAMIN
Test Date:2026-02-02

γ Range: 0 - 90DEG
γ Interval: 5.0DEG
Test System:EVERFINE GO-2000B_V1 SYSTEM V2.00.488
Humidity:65.0%
Test Distance:6.144m [K=1.0000]
Remarks:

ISOLUX DIAGRAM

Test:U:120.99V I:0.1098A P:12.346W PF:0.9298 Freq:60.00Hz Lamp Flux:567.1x1 lm		
NAME: LS-AL-7FL-12W-5CCT-G	TYPE:	WEIGHT:
SPEC.:	DIM.:	SERIAL No.: 1#27K
MFR.: YOURZOR	SUR.: 0.154	Shielding Angle:



C Range: 0 - 360DEG
 C Interval: 30.0DEG
 Test Speed: HIGH
 Temperature:25.3°C
 Operators:DAMIN
 Test Date:2026-02-02

γ Range: 0 - 90DEG
 γ Interval: 5.0DEG
 Test System:EVERFINE GO-2000B_V1 SYSTEM V2.00.488
 Humidity:65.0%
 Test Distance:6.144m [K=1.0000]
 Remarks:

LED Avg.L Report

Test:U:120.99V I:0.1098A P:12.346W PF:0.9298 Freq:60.00Hz Lamp Flux:567.1x1 lm		
NAME: LS-AL-7FL-12W-5CCT-G	TYPE:	WEIGHT:
SPEC.:	DIM.:	SERIAL No.: 1#27K
MFR.: YOURZOR	SUR.: 0.154	Shielding Angle:

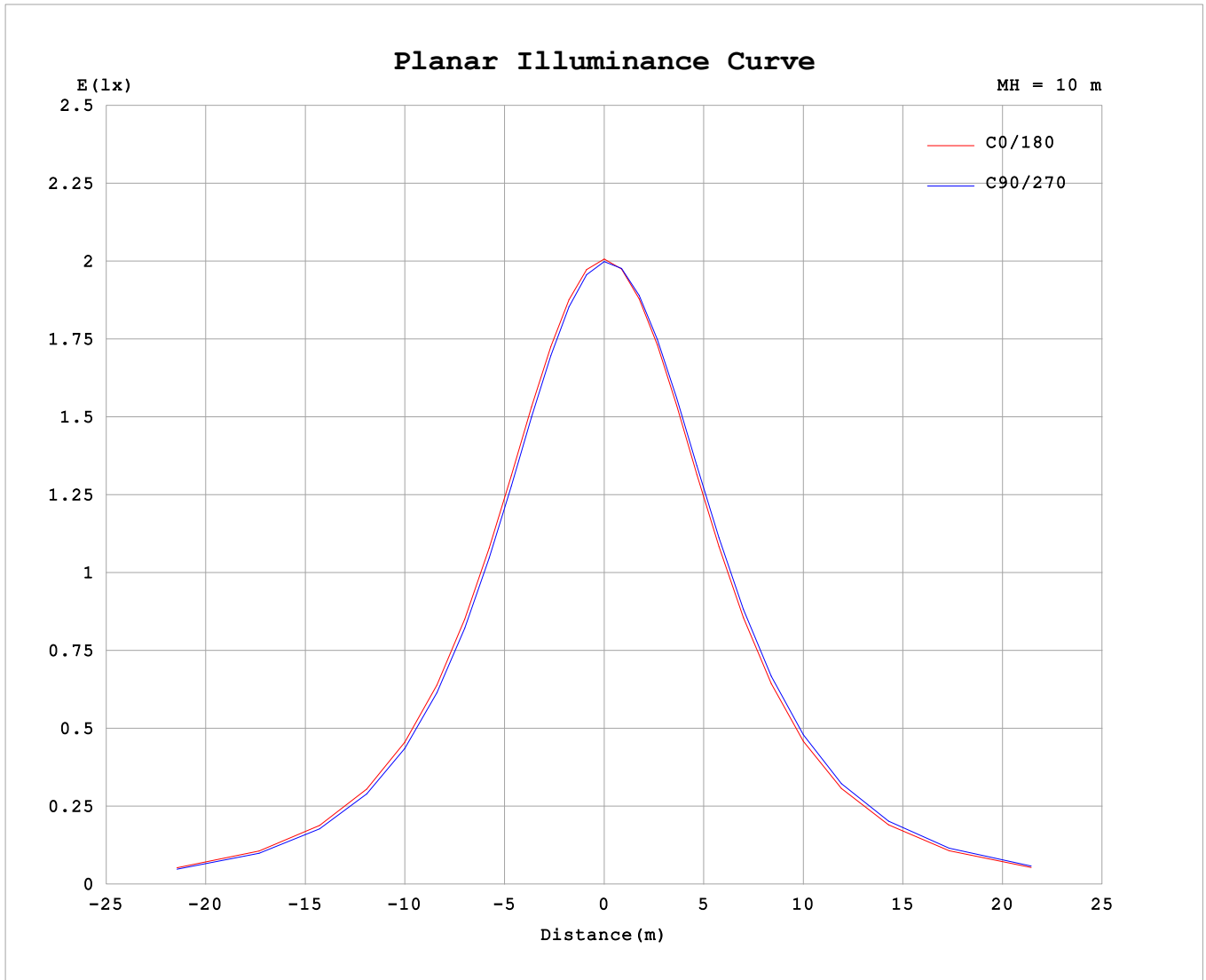
AvgL	cd/m2
L_0~180 (65) av	8947
L_0~180 (75) av	8339
L_0~180 (85) av	6496
L_90~270 (65) av	8994
L_90~270 (75) av	8395
L_90~270 (85) av	6672
L_45 (65) av	8971
L_45 (75) av	8368
L_45 (85) av	6582

Standard: GB/T 29293-2012

C Range: 0 - 360DEG
 C Interval: 30.0DEG
 Test Speed: HIGH
 Temperature:25.3°C
 Operators:DAMIN
 Test Date:2026-02-02

γ Range: 0 - 90DEG
 γ Interval: 5.0DEG
 Test System:EVERFINE GO-2000B_V1 SYSTEM V2.00.488
 Humidity:65.0%
 Test Distance:6.144m [K=1.0000]
 Remarks:

Planar Illuminance Curve



C Range: 0 - 360DEG
 C Interval: 30.0DEG
 Test Speed: HIGH
 Temperature: 25.3°C
 Operators: DAMIN
 Test Date: 2026-02-02

γ Range: 0 - 90DEG
 γ Interval: 5.0DEG
 Test System: EVERFINE GO-2000B_V1 SYSTEM V2.00.488
 Humidity: 65.0%
 Test Distance: 6.144m [K=1.0000]
 Remarks:

