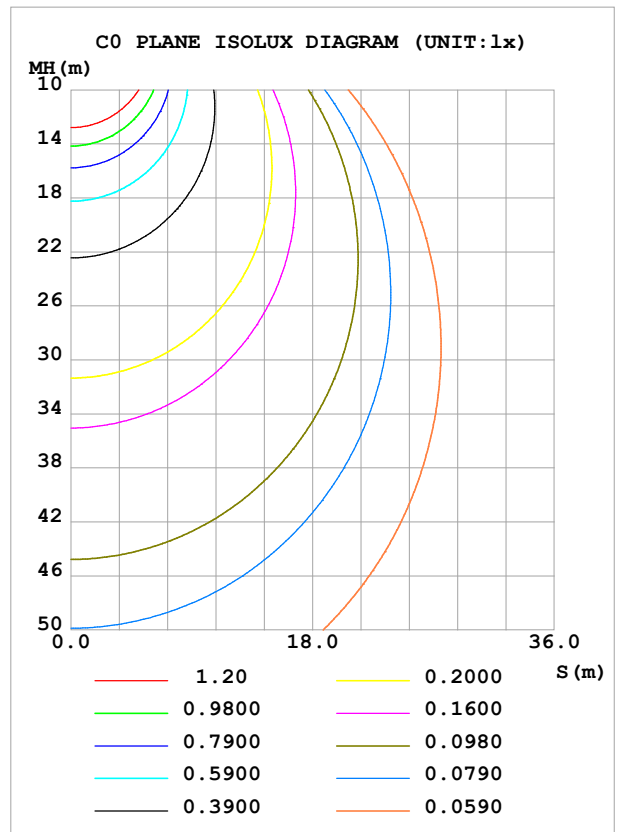
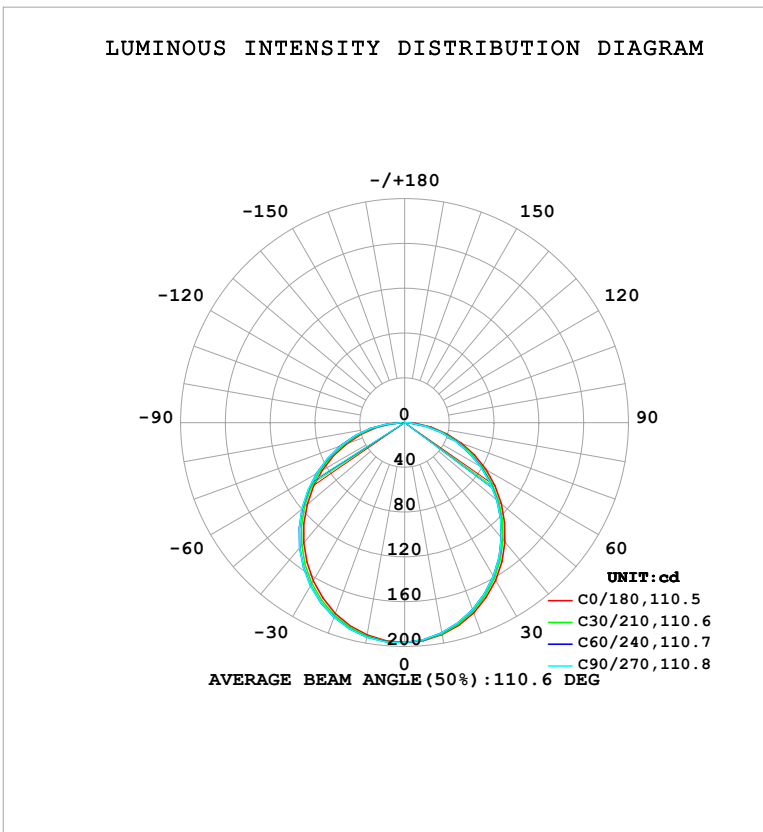


**LUMINAIRE PHOTOMETRIC TEST REPORT**

Test:U:120.89V I:0.1097A P:12.343W PF:0.9304 Freq:60.00Hz Lamp Flux:557.057x1 lm		
NAME: LS-AL-7FL-12W-5CCT-BL	TYPE:	WEIGHT:
SPEC.:	DIM.:	SERIAL No.: 1#27K
MFR.: YOURZOR	SUR.: 0.154	Shielding Angle:

DATA OF LAMP		PHOTOMETRIC DATA				Eff: 45.13 lm/W
MODES-AL-7FL-12W-5CCT-BL-27K		I <sub>max</sub> (cd)	196.5	S/MH (C0/180)		1.24
NOMINAL POWER (W)	12	LOR (%)	100.0	S/MH (C90/270)		1.27
RATED VOLTAGE (V)	120	TOTAL FLUX (lm)	557.06	η UP, DN (C0-180)		0.0,47.9
NOMINAL FLUX (lm)	557.057	CIE CLASS	DIRECT	η UP, DN (C180-360)		0.0,52.1
LAMPS INSIDE	1	η up (%)	0.0	CIBSE SHR NOM		1.25
TEST VOLTAGE (V)	120	η down (%)	100.0	CIBSE SHR MAX		1.35



C Range: 0 - 360DEG  
 C Interval: 30.0DEG  
 Test Speed: HIGH  
 Temperature: 25.3°C  
 Operators: DAMIN  
 Test Date: 2026-02-03

γ Range: 0 - 90DEG  
 γ Interval: 5.0DEG  
 Test System: EVERFINE GO-2000B\_V1 SYSTEM V2.00.488  
 Humidity: 65.0%  
 Test Distance: 6.144m [K=1.0000]  
 Remarks:

ZONAL FLUX DIAGRAM

ZONAL FLUX DIAGRAM:

$\gamma$	C0	C45	C90	C135	C180	C225	C270	C315	$\gamma$	$\Phi$ zone	$\Phi$ total	%lum, lamp
10	192.3	191.1	190.8	191.2	192.6	194.0	194.5	193.9	0- 10	18.57	18.57	3.33,3.33
20	180.7	178.4	177.7	178.6	181.3	184.0	184.9	183.8	10- 20	52.97	71.54	12.8,12.8
30	162.7	159.5	158.5	159.7	163.4	167.0	168.3	166.8	20- 30	79.67	151.2	27.1,27.1
40	139.5	135.8	134.6	136.0	140.3	144.5	145.9	144.2	30- 40	95.22	246.4	44.2,44.2
50	112.7	108.7	107.4	109.0	113.7	118.2	119.8	117.8	40- 50	98.07	344.5	61.8,61.8
60	83.81	79.67	78.40	80.12	84.84	89.44	91.05	88.93	50- 60	88.67	433.2	77.8,77.8
70	53.86	49.76	48.62	50.44	55.23	59.62	61.08	58.96	60- 70	68.97	502.1	90.1,90.1
80	24.09	20.08	19.02	21.04	25.75	29.90	31.18	29.02	70- 80	42.04	544.2	97.7,97.7
90	0.3511	0.3798	0.3955	0.3796	0.4492	2.167	2.965	1.545	80- 90	12.87	557.1	100,100
100									90-100			
110									100-110			
120									110-120			
130									120-130			
140									130-140			
150									140-150			
160									150-160			
170									160-170			
180									170-180			
DEG	LUMINOUS INTENSITY:cd									UNIT:lm		

Conical surface Flux(90deg): 295.9 lm

%lum = 53.1%

%lamp = 53.1%

Conical surface Flux(130deg): 470.65 lm

%lum = 84.5%

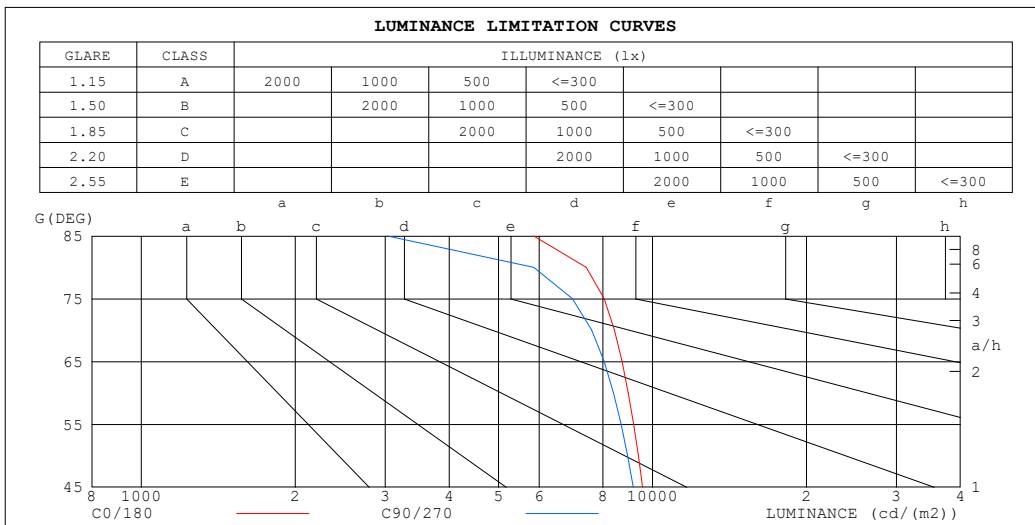
%lamp = 84.5%

C Range: 0 - 360DEG  
 C Interval: 30.0DEG  
 Test Speed: HIGH  
 Temperature:25.3°C  
 Operators:DAMIN  
 Test Date:2026-02-03

$\gamma$  Range: 0 - 90DEG  
 $\gamma$  Interval: 5.0DEG  
 Test System:EVERFINE GO-2000B\_V1 SYSTEM V2.00.488  
 Humidity:65.0%  
 Test Distance:6.144m [K=1.0000]  
 Remarks:

**LUMINANCE LIMITATION CURVES**

Test:U:120.89V I:0.1097A P:12.343W PF:0.9304 Freq:60.00Hz Lamp Flux:557.057x1 lm		
NAME: LS-AL-7FL-12W-5CCT-BL	TYPE:	WEIGHT:
SPEC.:	DIM.:	SERIAL No.: 1#27K
MFR.: YOURZOR	SUR.: 0.154	Shielding Angle:



LUMINANCE cd/(m2)		
G (DEG)	C0/180	C90/270
85	5857	3029
80	7420	5856
75	8044	6974
70	8422	7602
65	8720	8038
60	8966	8385
55	9179	8678
50	9379	8937
45	9566	9175

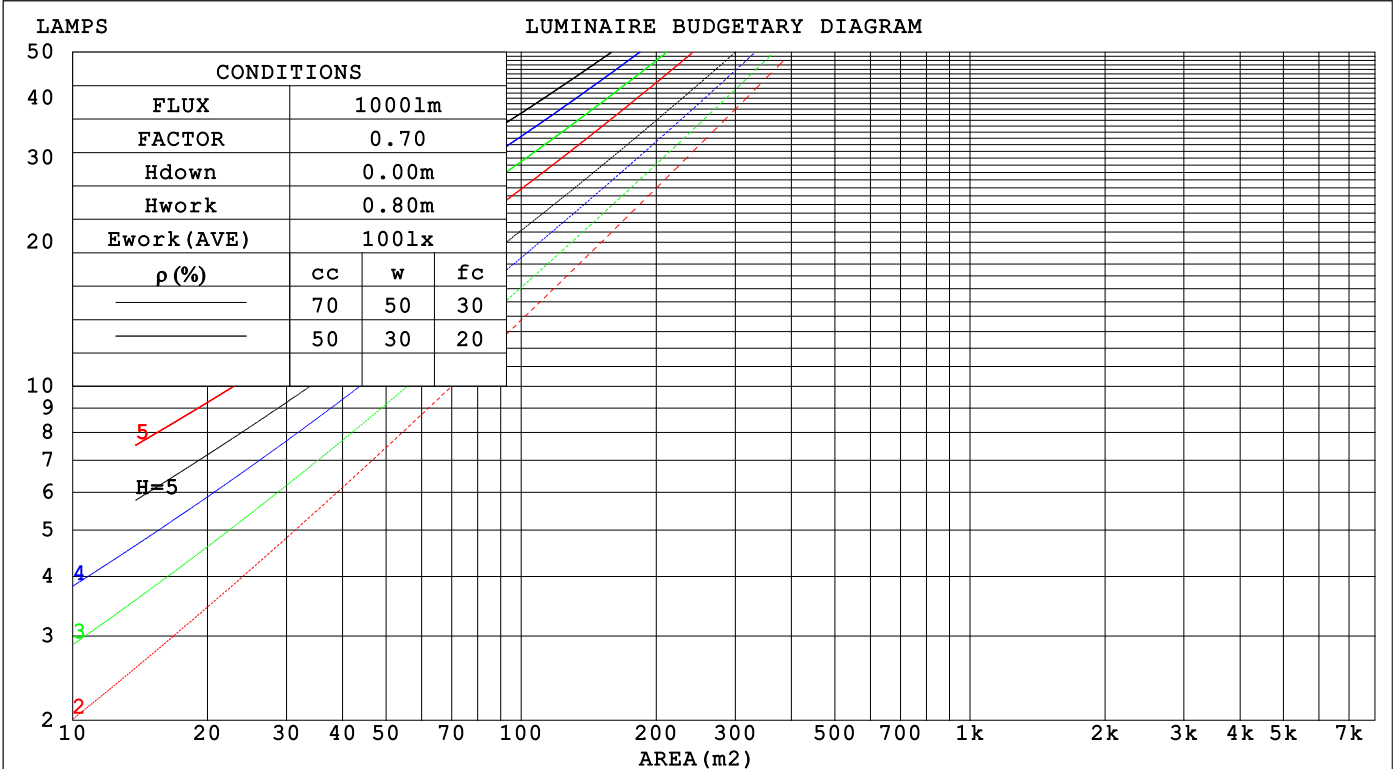
C Range: 0 - 360DEG  
 C Interval: 30.0DEG  
 Test Speed: HIGH  
 Temperature:25.3°C  
 Operators:DAMIN  
 Test Date:2026-02-03

γ Range: 0 - 90DEG  
 γ Interval: 5.0DEG  
 Test System:EVERFINE GO-2000B\_V1 SYSTEM V2.00.488  
 Humidity:65.0%  
 Test Distance:6.144m [K=1.0000]  
 Remarks:

**CU AND LUMINAIRE BUDGETARY ESTIMATE DIAGRAM**

Test:U:120.89V I:0.1097A P:12.343W PF:0.9304 Freq:60.00Hz Lamp Flux:557.057x1 lm		
NAME: LS-AL-7FL-12W-5CCT-BL	TYPE:	WEIGHT:
SPEC.:	DIM.:	SERIAL No.: 1#27K
MFR.: YOURZOR	SUR.: 0.154	Shielding Angle:

ρcc	80%			70%			50%			30%			10%			0
ρw	50%	30%	10%	50%	30%	10%	50%	30%	10%	50%	30%	10%	50%	30%	10%	0
ρfc	20%			20%			20%			20%			20%			0
RCR	RCR:Room Cavity Ratio															
	Coefficients of Utilization(CU)															
0.0	1.19	1.19	1.19	1.16	1.16	1.16	1.11	1.11	1.11	1.06	1.06	1.06	1.02	1.02	1.02	.00
1.0	1.04	.99	.95	1.01	.97	.94	.97	.94	.91	.93	.90	.88	.89	.87	.85	.83
2.0	.90	.83	.77	.88	.82	.76	.85	.79	.74	.81	.77	.73	.78	.74	.71	.69
3.0	.79	.71	.64	.77	.70	.63	.74	.68	.62	.72	.66	.61	.69	.64	.60	.58
4.0	.70	.61	.54	.69	.60	.54	.66	.59	.53	.64	.57	.52	.61	.56	.52	.49
5.0	.62	.53	.47	.61	.53	.46	.59	.52	.46	.57	.50	.45	.55	.49	.45	.43
6.0	.56	.47	.41	.55	.47	.40	.53	.46	.40	.52	.45	.40	.50	.44	.39	.37
7.0	.51	.42	.36	.50	.42	.36	.49	.41	.35	.47	.40	.35	.46	.40	.35	.33
8.0	.46	.38	.32	.46	.38	.32	.44	.37	.32	.43	.36	.31	.42	.36	.31	.29
9.0	.43	.34	.29	.42	.34	.29	.41	.34	.29	.40	.33	.28	.39	.33	.28	.26
10.0	.39	.31	.26	.39	.31	.26	.38	.31	.26	.37	.30	.26	.36	.30	.26	.24



C Range: 0 - 360DEG  
 C Interval: 30.0DEG  
 Test Speed: HIGH  
 Temperature:25.3°C  
 Operators:DAMIN  
 Test Date:2026-02-03

γ Range: 0 - 90DEG  
 γ Interval: 5.0DEG  
 Test System:EVERFINE GO-2000B\_V1 SYSTEM V2.00.488  
 Humidity:65.0%  
 Test Distance:6.144m [K=1.0000]  
 Remarks:

**WEC AND CCEC**

Test:U:120.89V I:0.1097A P:12.343W PF:0.9304 Freq:60.00Hz								
Lamp Flux:557.057x1 lm								
NAME: LS-AL-7FL-12W-5CCT-BL			TYPE:			WEIGHT:		
SPEC.:			DIM.:			SERIAL No.: 1#27K		
MFR.: YOURZOR			SUR.: 0.154			Shielding Angle:		

$\rho_{CC}$	80%			70%			50%			30%			10%			0
$\rho_w$	50%	30%	10%	50%	30%	10%	50%	30%	10%	50%	30%	10%	50%	30%	10%	0
$\rho_{fc}$	20%			20%			20%			20%			20%			0
RCR	RCR:Room Cavity Ratio						Wall Exitance Coefficients(WEC)									
0.0																
1.0	.317	.180	.057	.310	.177	.056	.296	.170	.054	.284	.164	.053	.273	.158	.051	
2.0	.296	.162	.050	.290	.160	.049	.278	.155	.048	.267	.150	.047	.257	.145	.046	
3.0	.273	.145	.043	.267	.143	.043	.257	.139	.042	.247	.135	.042	.238	.132	.041	
4.0	.251	.130	.038	.246	.129	.038	.237	.126	.038	.228	.123	.037	.221	.120	.036	
5.0	.232	.118	.034	.227	.117	.034	.219	.114	.034	.212	.112	.033	.204	.109	.033	
6.0	.215	.108	.031	.211	.106	.031	.203	.104	.030	.197	.102	.030	.190	.100	.030	
7.0	.200	.099	.028	.196	.098	.028	.190	.096	.028	.184	.094	.027	.178	.092	.027	
8.0	.186	.091	.026	.183	.090	.025	.177	.089	.025	.172	.087	.025	.167	.086	.025	
9.0	.174	.084	.024	.172	.084	.023	.167	.082	.023	.162	.081	.023	.157	.080	.023	
10.0	.164	.079	.022	.161	.078	.022	.157	.077	.022	.152	.076	.022	.148	.075	.021	

$\rho_{CC}$	80%			70%			50%			30%			10%			0
$\rho_w$	50%	30%	10%	50%	30%	10%	50%	30%	10%	50%	30%	10%	50%	30%	10%	0
$\rho_{fc}$	20%			20%			20%			20%			20%			0
RCR	RCR:Room Cavity Ratio						Ceiling Cavity Exitance Coefficients(CCEC)									
0.0	.190	.190	.190	.163	.163	.163	.111	.111	.111	.064	.064	.064	.020	.020	.020	
1.0	.181	.156	.134	.155	.134	.115	.106	.092	.080	.061	.053	.046	.020	.017	.015	
2.0	.173	.132	.098	.148	.114	.084	.101	.079	.059	.058	.046	.034	.019	.015	.011	
3.0	.165	.114	.074	.141	.099	.064	.097	.069	.045	.056	.040	.026	.018	.013	.009	
4.0	.157	.101	.058	.135	.087	.050	.093	.061	.035	.054	.036	.021	.017	.012	.007	
5.0	.150	.091	.047	.129	.078	.041	.089	.055	.029	.051	.032	.017	.017	.010	.006	
6.0	.143	.082	.039	.123	.071	.034	.085	.050	.024	.049	.029	.014	.016	.010	.005	
7.0	.136	.075	.033	.117	.065	.029	.081	.046	.020	.047	.027	.012	.015	.009	.004	
8.0	.129	.070	.029	.111	.060	.025	.077	.042	.018	.045	.025	.011	.014	.008	.003	
9.0	.123	.065	.025	.106	.056	.022	.073	.039	.016	.043	.023	.009	.014	.008	.003	
10.0	.117	.060	.022	.101	.052	.020	.070	.037	.014	.041	.022	.008	.013	.007	.003	

C Range: 0 - 360DEG  
 C Interval: 30.0DEG  
 Test Speed: HIGH  
 Temperature:25.3°C  
 Operators:DAMIN  
 Test Date:2026-02-03

$\gamma$  Range: 0 - 90DEG  
 $\gamma$  Interval: 5.0DEG  
 Test System:EVERFINE GO-2000B\_V1 SYSTEM V2.00.488  
 Humidity:65.0%  
 Test Distance:6.144m [K=1.0000]  
 Remarks:

**UGR(Unified Glare Rating) Table**

Test:U:120.89V I:0.1097A P:12.343W PF:0.9304 Freq:60.00Hz										
Lamp Flux:557.057x1 lm										
NAME: LS-AL-7FL-12W-5CCT-BL					TYPE:			WEIGHT:		
SPEC.:					DIM.:			SERIAL No.: 1#27K		
MFR.: YOURZOR					SUR.: 0.154			Shielding Angle:		
ceiling/cavity	0.7	0.7	0.5	0.5	0.3	0.7	0.7	0.5	0.5	0.3
walls	0.5	0.3	0.5	0.3	0.3	0.5	0.3	0.5	0.3	0.3
working plane	0.2	0.2	0.2	0.2	0.2	0.2	0.2	0.2	0.2	0.2
Room dimensions	Viewed crosswise					Viewed endwise				
x = 2H y = 2H	22.4	24.0	22.7	24.2	24.4	22.2	23.7	22.4	23.9	24.1
3H	24.0	25.4	24.3	25.7	25.9	23.7	25.1	24.0	25.3	25.5
4H	24.7	26.0	25.0	26.3	26.5	24.2	25.6	24.5	25.8	26.1
6H	25.1	26.4	25.5	26.7	27.0	24.6	25.8	24.9	26.1	26.4
8H	25.2	26.5	25.6	26.7	27.0	24.6	25.8	24.9	26.1	26.4
12H	25.3	26.5	25.6	26.8	27.1	24.6	25.7	24.9	26.0	26.3
4H 2H	23.0	24.3	23.3	24.6	24.9	22.8	24.1	23.1	24.4	24.7
3H	24.8	25.9	25.1	26.2	26.5	24.4	25.6	24.8	25.9	26.2
4H	25.5	26.6	25.9	26.9	27.3	25.1	26.2	25.5	26.5	26.9
6H	26.1	27.1	26.5	27.4	27.8	25.6	26.5	26.0	26.9	27.3
8H	26.2	27.1	26.6	27.5	27.9	25.6	26.5	26.0	26.9	27.2
12H	26.3	27.2	26.8	27.5	27.9	25.6	26.4	26.0	26.8	27.2
8H 4H	25.8	26.7	26.2	27.0	27.4	25.4	26.3	25.8	26.7	27.1
6H	26.4	27.2	26.9	27.6	28.0	25.9	26.7	26.4	27.1	27.5
8H	26.6	27.3	27.1	27.7	28.1	26.0	26.6	26.4	27.1	27.5
12H	26.7	27.3	27.2	27.8	28.2	26.0	26.6	26.5	27.0	27.5
12H 4H	25.8	26.6	26.2	27.0	27.4	25.4	26.2	25.8	26.6	27.0
6H	26.4	27.1	26.9	27.5	28.0	25.9	26.6	26.4	27.0	27.5
8H	26.6	27.2	27.1	27.6	28.1	26.0	26.6	26.5	27.0	27.5
Variations with the observer position at spacings(CIE Pub.117):										
S = 1.0H	+ 0.1 / - 0.2					+ 0.1 / - 0.2				
1.5H	+ 0.1 / - 0.2					+ 0.1 / - 0.3				
2.0H	+ 0.2 / - 0.3					+ 0.3 / - 0.4				

CIE Pub.117, 557.1 lm Total Lamp Luminous Flux Correct (8log(F/F0) = -2.0)  
 Area: 0.0187 m2

C Range: 0 - 360DEG  
 C Interval: 30.0DEG  
 Test Speed: HIGH  
 Temperature:25.3°C  
 Operators:DAMIN  
 Test Date:2026-02-03

γ Range: 0 - 90DEG  
 γ Interval: 5.0DEG  
 Test System:EVERFINE GO-2000B\_V1 SYSTEM V2.00.488  
 Humidity:65.0%  
 Test Distance:6.144m [K=1.0000]  
 Remarks:

**UTILIZATION FACTORS TABLE**

Test:U:120.89V I:0.1097A P:12.343W PF:0.9304 Freq:60.00Hz Lamp Flux:557.057x1 lm		
NAME: LS-AL-7FL-12W-5CCT-BL	TYPE:	WEIGHT:
SPEC.:	DIM.:	SERIAL No.: 1#27K
MFR.: YOURZOR	SUR.: 0.154	Shielding Angle:

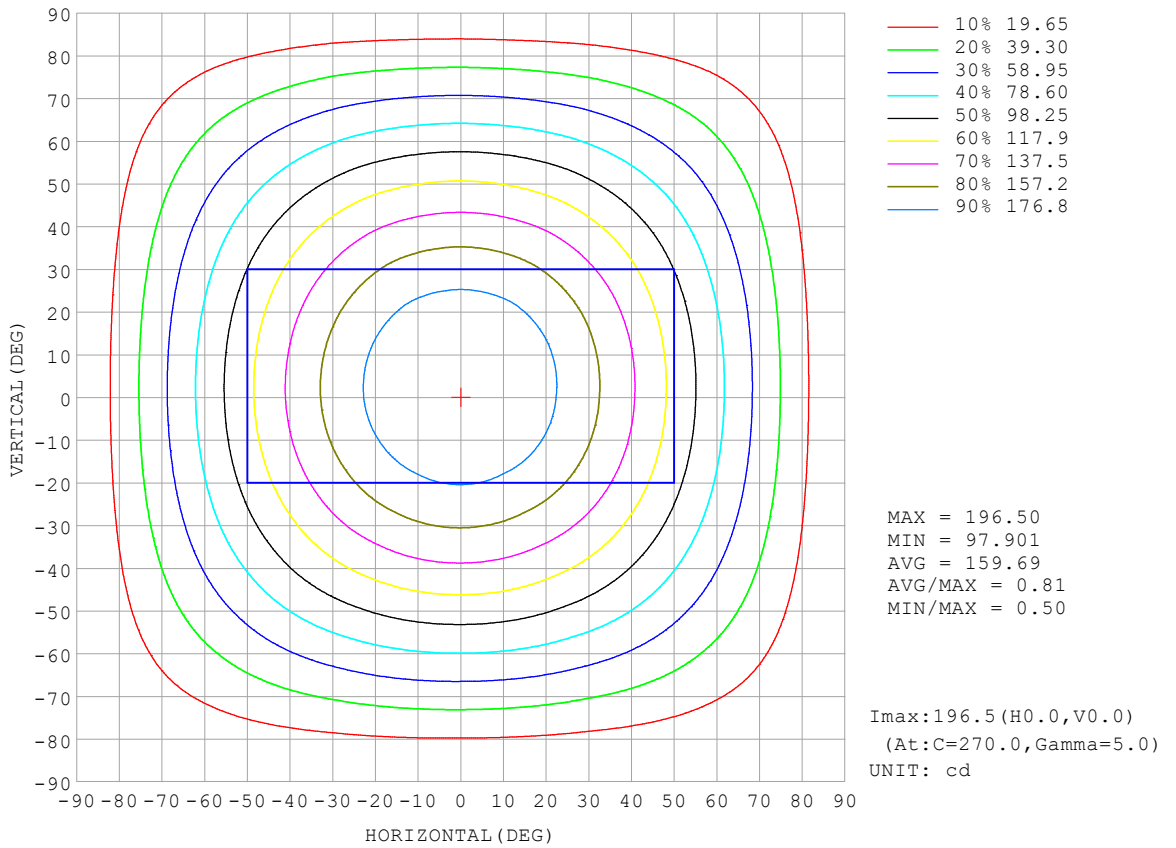
REFLECTANCE										
Ceiling	0.8	0.8	0.8	0.7	0.7	0.7	0.5	0.5	0.5	0
Walls	0.7	0.5	0.3	0.7	0.5	0.3	0.7	0.5	0.3	0
Working plane	0.2	0.2	0.2	0.2	0.2	0.2	0.2	0.2	0.2	0
ROOM INDEX	UTILIZATION FACTORS (PERCENT) $k(RI) \times RCR = 5$									
k = 0.60	57	46	39	57	45	39	55	45	38	32
0.80	67	56	48	66	55	48	65	54	48	41
1.00	76	64	57	74	64	57	72	65	56	49
1.25	83	72	65	81	71	64	79	70	64	56
1.50	88	78	71	86	77	70	83	75	69	61
2.00	95	86	79	93	85	79	89	82	77	69
2.50	99	91	84	96	89	84	93	87	82	73
3.00	102	95	89	100	93	88	96	90	86	77
4.00	106	100	95	104	98	94	99	95	91	82
5.00	108	103	99	106	102	98	101	98	95	85
ROOM INDEX	UF(total)									Direct
According to DIN EN 13032-2 2004			Suspended				SHRNOM = 1.25			

C Range: 0 - 360DEG  
 C Interval: 30.0DEG  
 Test Speed: HIGH  
 Temperature:25.3°C  
 Operators:DAMIN  
 Test Date:2026-02-03

$\gamma$  Range: 0 - 90DEG  
 $\gamma$  Interval: 5.0DEG  
 Test System:EVERFINE GO-2000B\_V1 SYSTEM V2.00.488  
 Humidity:65.0%  
 Test Distance:6.144m [K=1.0000]  
 Remarks:

**ISOCANDELA DIAGRAM**

Test:U:120.89V I:0.1097A P:12.343W PF:0.9304 Freq:60.00Hz Lamp Flux:557.057x1 lm		
NAME: LS-AL-7FL-12W-5CCT-BL	TYPE:	WEIGHT:
SPEC.:	DIM.:	SERIAL No.: 1#27K
MFR.: YOURZOR	SUR.: 0.154	Shielding Angle:




C Range: 0 - 360DEG  
 C Interval: 30.0DEG  
 Test Speed: HIGH  
 Temperature:25.3°C  
 Operators:DAMIN  
 Test Date:2026-02-03

γ Range: 0 - 90DEG  
 γ Interval: 5.0DEG  
 Test System:EVERFINE GO-2000B\_V1 SYSTEM V2.00.488  
 Humidity:65.0%  
 Test Distance:6.144m [K=1.0000]  
 Remarks:

**AAI Figure**

Test:U:120.89V I:0.1097A P:12.343W PF:0.9304 Freq:60.00Hz Lamp Flux:557.057x1 lm		
NAME: LS-AL-7FL-12W-5CCT-BL	TYPE:	WEIGHT:
SPEC.:	DIM.:	SERIAL No.: 1#27K
MFR.: YOURZOR	SUR.: 0.154	Shielding Angle:



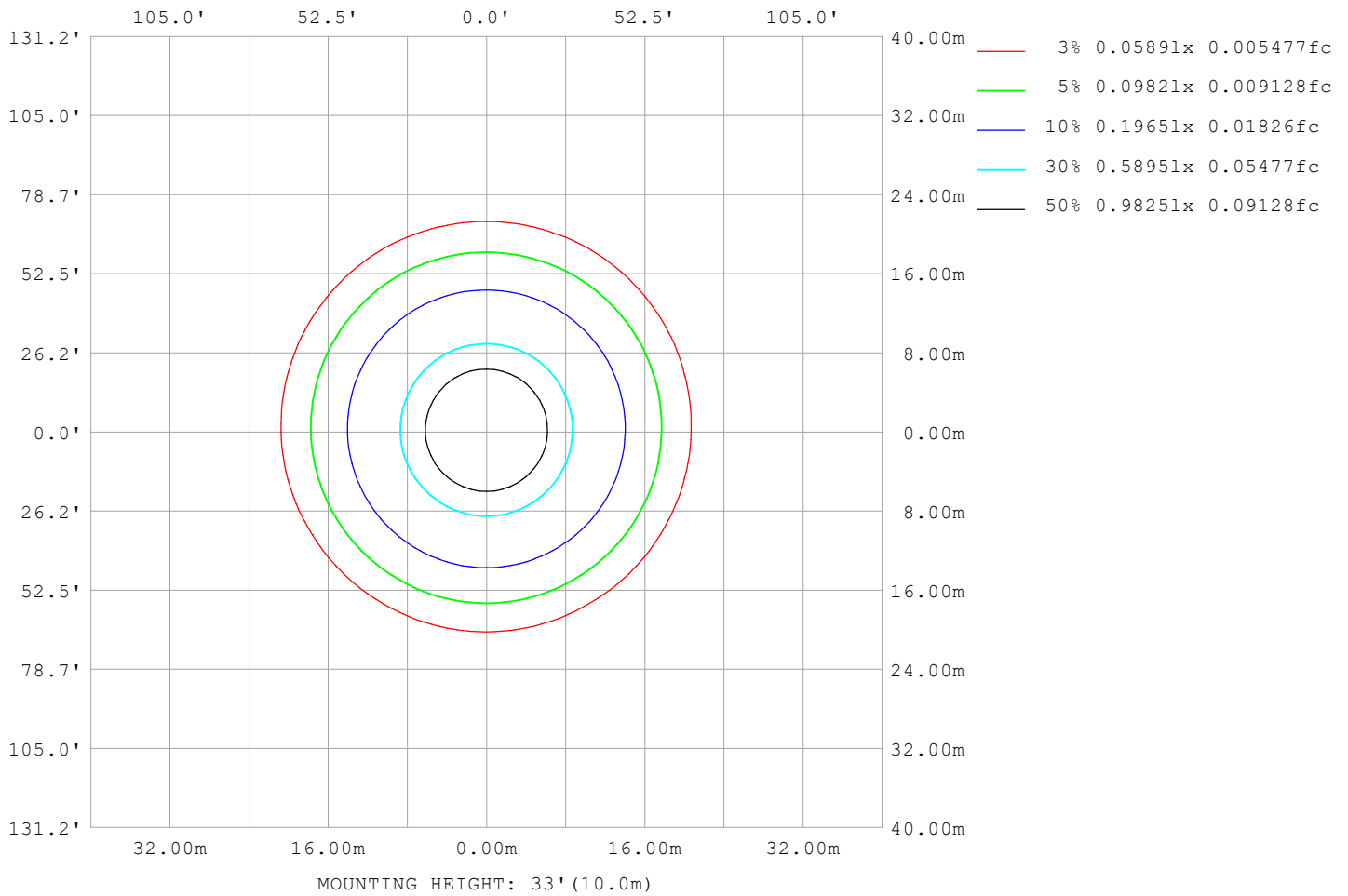
Note: The Curves indicate the illuminated area and the average illumination when the luminaire is at different distance.

C Range: 0 - 360DEG  
 C Interval: 30.0DEG  
 Test Speed: HIGH  
 Temperature: 25.3°C  
 Operators: DAMIN  
 Test Date: 2026-02-03

γ Range: 0 - 90DEG  
 γ Interval: 5.0DEG  
 Test System: EVERFINE GO-2000B\_V1 SYSTEM V2.00.488  
 Humidity: 65.0%  
 Test Distance: 6.144m [K=1.0000]  
 Remarks:

**ISOLUX DIAGRAM**

Test:U:120.89V I:0.1097A P:12.343W PF:0.9304 Freq:60.00Hz Lamp Flux:557.057x1 lm		
NAME: LS-AL-7FL-12W-5CCT-BL	TYPE:	WEIGHT:
SPEC.:	DIM.:	SERIAL No.: 1#27K
MFR.: YOURZOR	SUR.: 0.154	Shielding Angle:



C Range: 0 - 360DEG  
 C Interval: 30.0DEG  
 Test Speed: HIGH  
 Temperature:25.3°C  
 Operators:DAMIN  
 Test Date:2026-02-03

γ Range: 0 - 90DEG  
 γ Interval: 5.0DEG  
 Test System:EVERFINE GO-2000B\_V1 SYSTEM V2.00.488  
 Humidity:65.0%  
 Test Distance:6.144m [K=1.0000]  
 Remarks:

**LED Avg.L Report**

Test:U:120.89V I:0.1097A P:12.343W PF:0.9304 Freq:60.00Hz Lamp Flux:557.057x1 lm		
NAME: LS-AL-7FL-12W-5CCT-BL	TYPE:	WEIGHT:
SPEC.:	DIM.:	SERIAL No.: 1#27K
MFR.: YOURZOR	SUR.: 0.154	Shielding Angle:

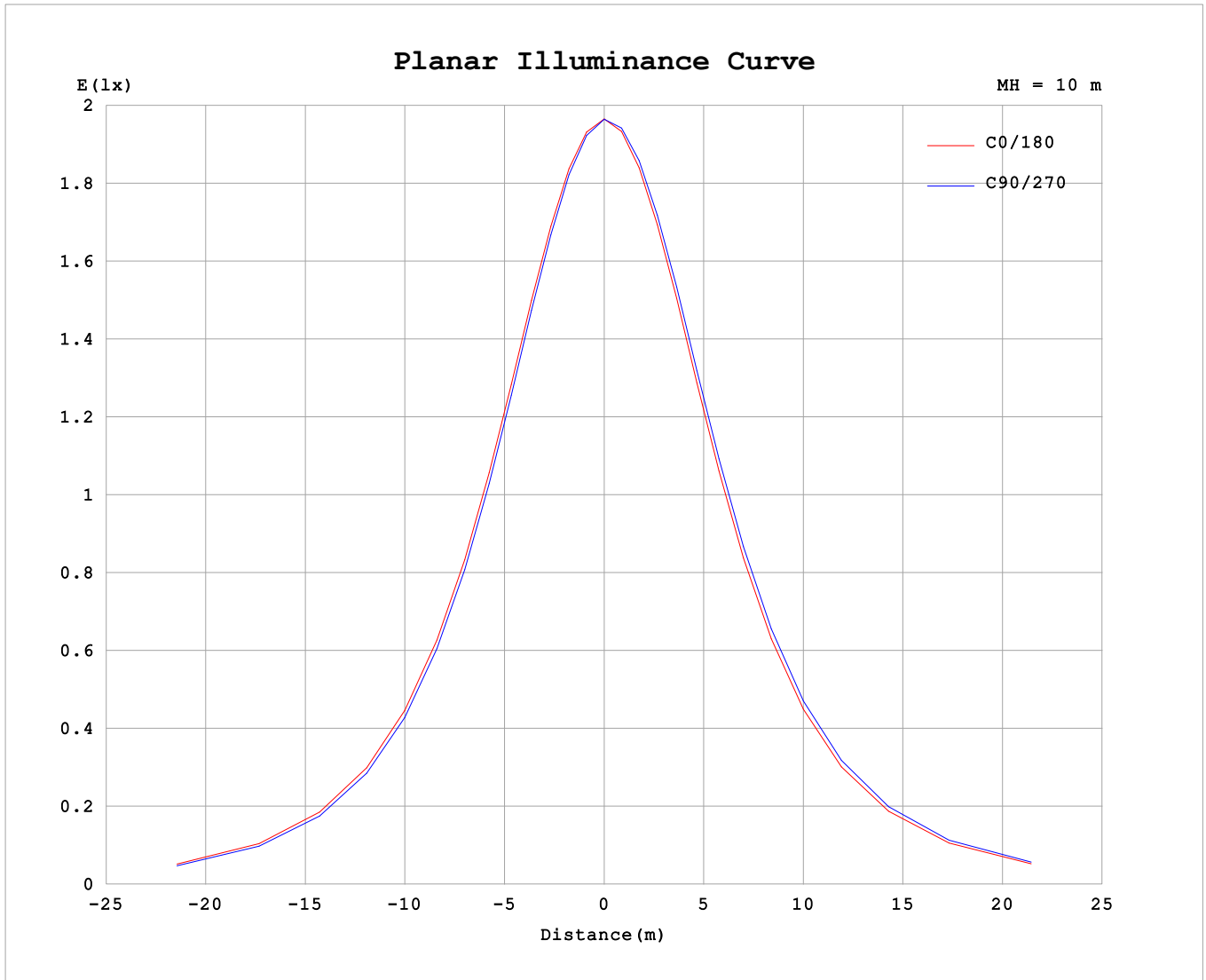
AvgL	cd/m2
L_0~180 (65) av	8794
L_0~180 (75) av	8198
L_0~180 (85) av	6411
L_90~270 (65) av	8834
L_90~270 (75) av	8250
L_90~270 (85) av	6586
L_45 (65) av	8815
L_45 (75) av	8224
L_45 (85) av	6496

Standard: GB/T 29293-2012

C Range: 0 - 360DEG  
 C Interval: 30.0DEG  
 Test Speed: HIGH  
 Temperature:25.3°C  
 Operators:DAMIN  
 Test Date:2026-02-03

γ Range: 0 - 90DEG  
 γ Interval: 5.0DEG  
 Test System:EVERFINE GO-2000B\_V1 SYSTEM V2.00.488  
 Humidity:65.0%  
 Test Distance:6.144m [K=1.0000]  
 Remarks:

**Planar Illuminance Curve**



C Range: 0 - 360DEG  
 C Interval: 30.0DEG  
 Test Speed: HIGH  
 Temperature: 25.3°C  
 Operators: DAMIN  
 Test Date: 2026-02-03

γ Range: 0 - 90DEG  
 γ Interval: 5.0DEG  
 Test System: EVERFINE GO-2000B\_V1 SYSTEM V2.00.488  
 Humidity: 65.0%  
 Test Distance: 6.144m [K=1.0000]  
 Remarks:

