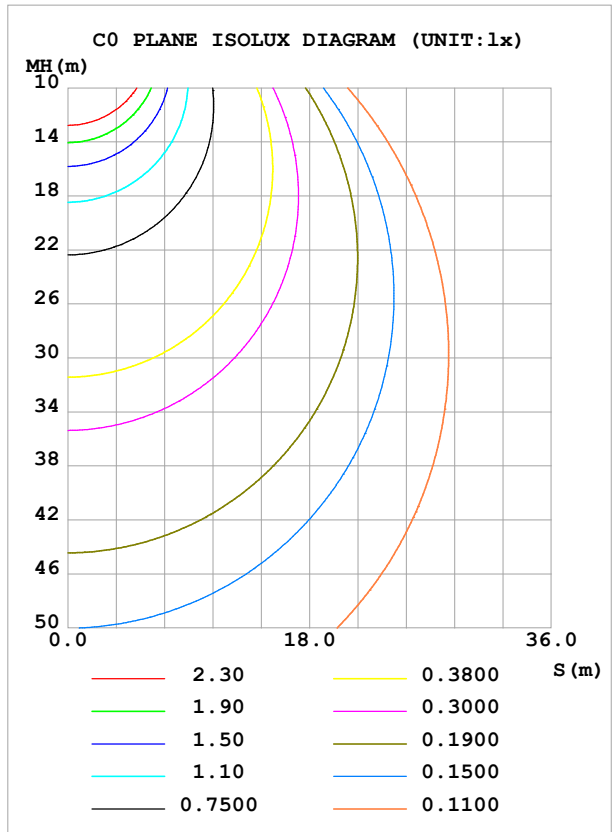
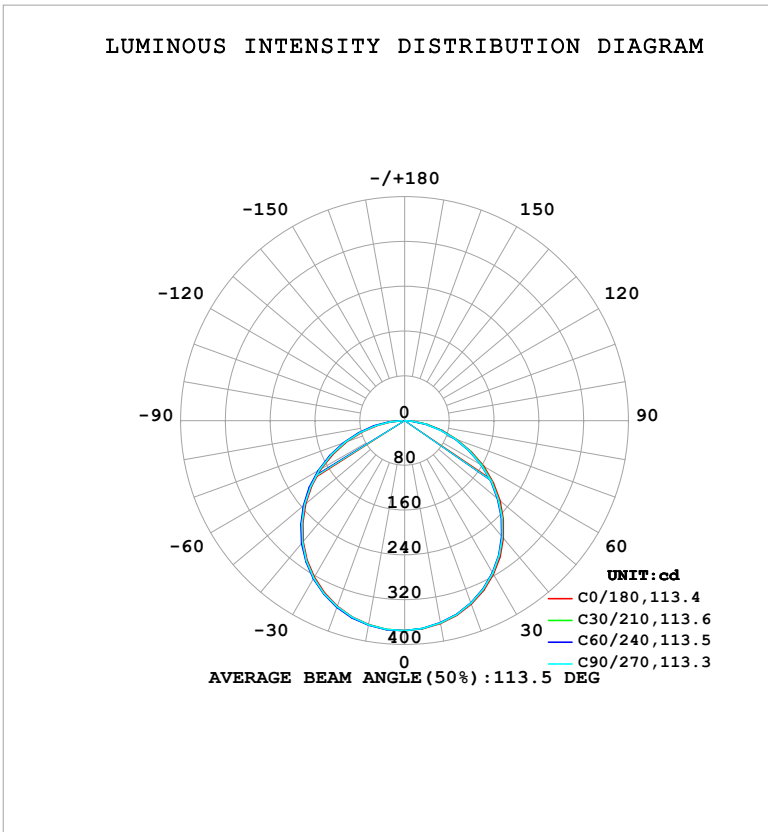


LUMINAIRE PHOTOMETRIC TEST REPORT

| | | |
|---|-------------|-------------------|
| Test:U:121.03V I:0.2124A P:23.575W PF:0.9171 Freq:60.00Hz Lamp Flux:1090.72x1 lm | | |
| NAME: LS-AL-12FL-24W-5CCT-G | TYPE: | WEIGHT: |
| SPEC.: | DIM.: | SERIAL No.: 1#27K |
| MFR.: YOURZOR | SUR.: 0.274 | Shielding Angle: |

| DATA OF LAMP | | PHOTOMETRIC DATA | | | | Eff: 46.27 lm/W |
|------------------------------|---------|------------------|--------|--------------------------|--|-----------------|
| MODES-AL-12FL-24W-5CCT-G-27K | | Imax (cd) | 375.1 | S/MH (C0/180) | | 1.28 |
| NOMINAL POWER (W) | 24 | LOR (%) | 100.0 | S/MH (C90/270) | | 1.29 |
| RATED VOLTAGE (V) | 120 | TOTAL FLUX (lm) | 1090.7 | η UP, DN (C0-180) | | 0.0,48.5 |
| NOMINAL FLUX (lm) | 1090.72 | CIE CLASS | DIRECT | η UP, DN (C180-360) | | 0.0,51.5 |
| LAMPS INSIDE | 1 | η up (%) | 0.0 | CIBSE SHR NOM | | 1.25 |
| TEST VOLTAGE (V) | 120 | η down (%) | 100.0 | CIBSE SHR MAX | | 1.35 |



C Range: 0 - 360DEG
 C Interval: 30.0DEG
 Test Speed: HIGH
 Temperature: 25.3°C
 Operators: DAMIN
 Test Date: 2026-02-04

γ Range: 0 - 90DEG
 γ Interval: 5.0DEG
 Test System: EVERFINE GO-2000B_V1 SYSTEM V2.00.488
 Humidity: 65.0%
 Test Distance: 6.144m [K=1.0000]
 Remarks:

ZONAL FLUX DIAGRAM

ZONAL FLUX DIAGRAM:

| γ | C0 | C45 | C90 | C135 | C180 | C225 | C270 | C315 | γ | Φ zone | Φ total | %lum, lamp |
|----------|-----------------------|--------|--------|--------|-------|-------|-------|-------|----------|-------------|--------------|------------|
| 10 | 368.0 | 367.0 | 367.2 | 368.3 | 370.0 | 370.9 | 370.5 | 369.6 | 0- 10 | 35.51 | 35.51 | 3.26,3.26 |
| 20 | 348.7 | 346.7 | 347.0 | 349.2 | 352.6 | 354.4 | 353.8 | 351.8 | 10- 20 | 102.0 | 137.5 | 12.6,12.6 |
| 30 | 317.3 | 314.3 | 314.7 | 317.9 | 323.0 | 325.8 | 324.8 | 321.9 | 20- 30 | 155.2 | 292.7 | 26.8,26.8 |
| 40 | 274.6 | 270.9 | 271.3 | 275.4 | 282.0 | 285.6 | 284.2 | 280.6 | 30- 40 | 187.9 | 480.6 | 44.1,44.1 |
| 50 | 222.3 | 218.2 | 218.5 | 223.2 | 231.1 | 235.5 | 233.9 | 229.5 | 40- 50 | 195.4 | 675.9 | 62,62 |
| 60 | 163.0 | 158.7 | 159.0 | 163.7 | 172.3 | 177.4 | 175.7 | 170.6 | 50- 60 | 176.7 | 852.6 | 78.2,78.2 |
| 70 | 100.3 | 96.68 | 96.65 | 100.5 | 109.7 | 115.2 | 113.1 | 107.6 | 60- 70 | 135.0 | 987.6 | 90.5,90.5 |
| 80 | 41.55 | 38.82 | 38.82 | 41.71 | 49.44 | 54.97 | 53.26 | 47.30 | 70- 80 | 79.00 | 1067 | 97.8,97.8 |
| 90 | 0.8714 | 0.9000 | 0.9422 | 0.8767 | 2.348 | 5.053 | 4.792 | 2.114 | 80- 90 | 24.07 | 1091 | 100,100 |
| 100 | | | | | | | | | 90-100 | | | |
| 110 | | | | | | | | | 100-110 | | | |
| 120 | | | | | | | | | 110-120 | | | |
| 130 | | | | | | | | | 120-130 | | | |
| 140 | | | | | | | | | 130-140 | | | |
| 150 | | | | | | | | | 140-150 | | | |
| 160 | | | | | | | | | 150-160 | | | |
| 170 | | | | | | | | | 160-170 | | | |
| 180 | | | | | | | | | 170-180 | | | |
| DEG | LUMINOUS INTENSITY:cd | | | | | | | | | UNIT:lm | | |

Conical surface Flux(90deg): 578.97 lm

%lum = 53.1%

%lamp = 53.1%

Conical surface Flux(130deg): 926.53 lm

%lum = 84.9%

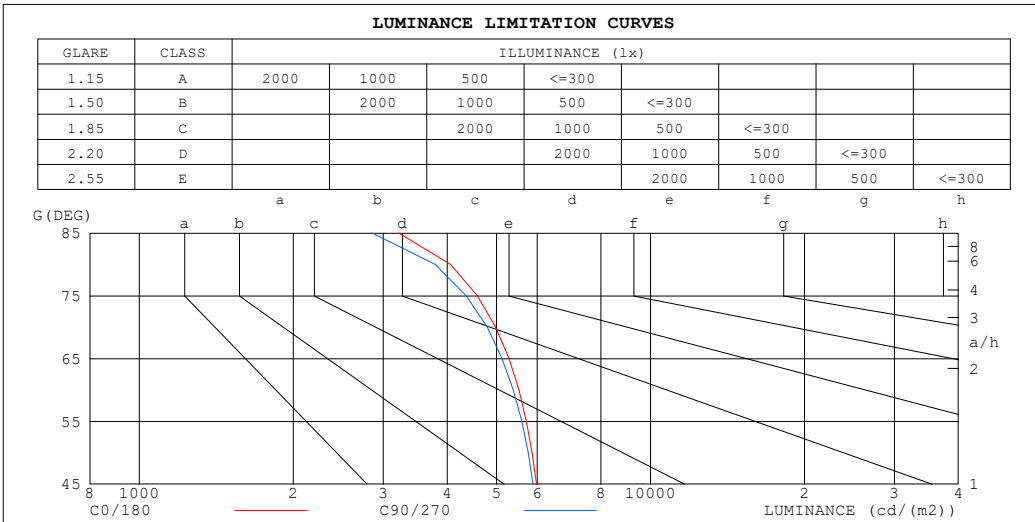
%lamp = 84.9%

C Range: 0 - 360DEG
 C Interval: 30.0DEG
 Test Speed: HIGH
 Temperature:25.3°C
 Operators:DAMIN
 Test Date:2026-02-04

γ Range: 0 - 90DEG
 γ Interval: 5.0DEG
 Test System:EVERFINE GO-2000B_V1 SYSTEM V2.00.488
 Humidity:65.0%
 Test Distance:6.144m [K=1.0000]
 Remarks:

LUMINANCE LIMITATION CURVES

| | | |
|---|-------------|-------------------|
| Test:U:121.03V I:0.2124A P:23.575W PF:0.9171 Freq:60.00Hz Lamp Flux:1090.72x1 lm | | |
| NAME: LS-AL-12FL-24W-5CCT-G | TYPE: | WEIGHT: |
| SPEC.: | DIM.: | SERIAL No.: 1#27K |
| MFR.: YOURZOR | SUR.: 0.274 | Shielding Angle: |



| LUMINANCE cd/(m2) | | |
|-------------------|--------|---------|
| G (DEG) | C0/180 | C90/270 |
| 85 | 3213 | 2854 |
| 80 | 4059 | 3789 |
| 75 | 4585 | 4356 |
| 70 | 4974 | 4789 |
| 65 | 5288 | 5123 |
| 60 | 5529 | 5388 |
| 55 | 5715 | 5597 |
| 50 | 5867 | 5762 |
| 45 | 5987 | 5893 |

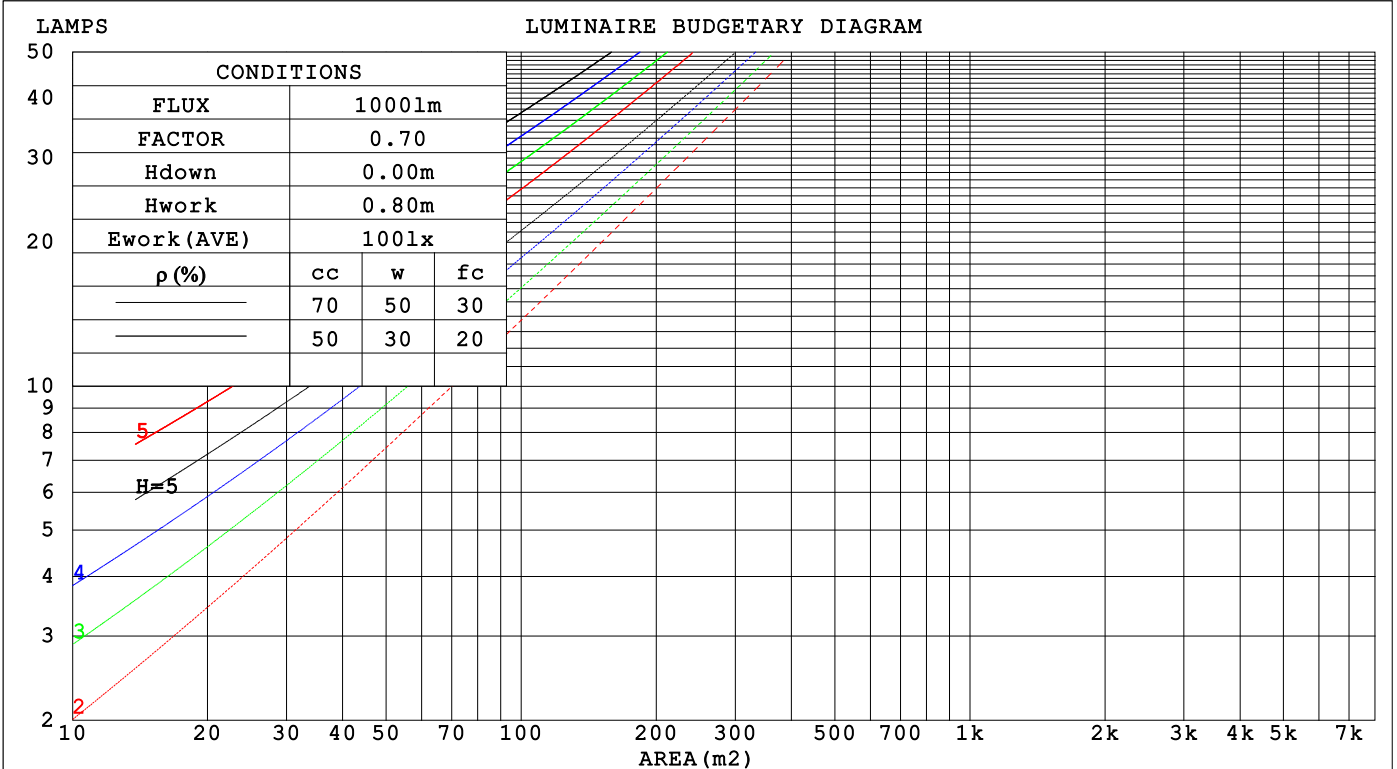
C Range: 0 - 360DEG
 C Interval: 30.0DEG
 Test Speed: HIGH
 Temperature:25.3°C
 Operators:DAMIN
 Test Date:2026-02-04

γ Range: 0 - 90DEG
 γ Interval: 5.0DEG
 Test System:EVERFINE GO-2000B_V1 SYSTEM V2.00.488
 Humidity:65.0%
 Test Distance:6.144m [K=1.0000]
 Remarks:

CU AND LUMINAIRE BUDGETARY ESTIMATE DIAGRAM

| | | |
|---|-------------|-------------------|
| Test:U:121.03V I:0.2124A P:23.575W PF:0.9171 Freq:60.00Hz Lamp Flux:1090.72x1 lm | | |
| NAME: LS-AL-12FL-24W-5CCT-G | TYPE: | WEIGHT: |
| SPEC.: | DIM.: | SERIAL No.: 1#27K |
| MFR.: YOURZOR | SUR.: 0.274 | Shielding Angle: |

| ρcc | 80% | | | 70% | | | 50% | | | 30% | | | 10% | | | 0 |
|------|--|------|------|------|------|------|------|------|------|------|------|------|------|------|------|------|
| ρw | 50% | 30% | 10% | 50% | 30% | 10% | 50% | 30% | 10% | 50% | 30% | 10% | 50% | 30% | 10% | 0 |
| ρfc | 20% | | | 20% | | | 20% | | | 20% | | | 20% | | | 0 |
| RCR | RCR:Room Cavity Ratio Coefficients of Utilization(CU) | | | | | | | | | | | | | | | |
| 0.0 | 1.19 | 1.19 | 1.19 | 1.16 | 1.16 | 1.16 | 1.11 | 1.11 | 1.11 | 1.06 | 1.06 | 1.06 | 1.02 | 1.02 | 1.02 | 1.00 |
| 1.0 | 1.04 | .99 | .95 | 1.01 | .97 | .94 | .97 | .94 | .91 | .93 | .90 | .88 | .90 | .87 | .85 | .83 |
| 2.0 | .90 | .83 | .77 | .88 | .82 | .76 | .85 | .79 | .75 | .81 | .77 | .73 | .78 | .75 | .71 | .69 |
| 3.0 | .79 | .71 | .64 | .77 | .70 | .64 | .74 | .68 | .62 | .72 | .66 | .61 | .69 | .64 | .60 | .58 |
| 4.0 | .70 | .61 | .54 | .69 | .60 | .54 | .66 | .59 | .53 | .64 | .57 | .52 | .62 | .56 | .52 | .49 |
| 5.0 | .62 | .53 | .47 | .61 | .53 | .46 | .59 | .52 | .46 | .57 | .50 | .45 | .55 | .49 | .45 | .43 |
| 6.0 | .56 | .47 | .41 | .55 | .47 | .40 | .53 | .46 | .40 | .52 | .45 | .40 | .50 | .44 | .39 | .37 |
| 7.0 | .51 | .42 | .36 | .50 | .42 | .36 | .48 | .41 | .35 | .47 | .40 | .35 | .46 | .40 | .35 | .33 |
| 8.0 | .46 | .38 | .32 | .46 | .37 | .32 | .44 | .37 | .32 | .43 | .36 | .31 | .42 | .36 | .31 | .29 |
| 9.0 | .43 | .34 | .29 | .42 | .34 | .29 | .41 | .34 | .28 | .40 | .33 | .28 | .39 | .33 | .28 | .26 |
| 10.0 | .39 | .31 | .26 | .39 | .31 | .26 | .38 | .31 | .26 | .37 | .30 | .26 | .36 | .30 | .26 | .24 |



C Range: 0 - 360DEG
 C Interval: 30.0DEG
 Test Speed: HIGH
 Temperature:25.3°C
 Operators:DAMIN
 Test Date:2026-02-04

γ Range: 0 - 90DEG
 γ Interval: 5.0DEG
 Test System:EVERFINE GO-2000B_V1 SYSTEM V2.00.488
 Humidity:65.0%
 Test Distance:6.144m [K=1.0000]
 Remarks:

WEC AND CCEC

| | | |
|---|-------------|-------------------|
| Test:U:121.03V I:0.2124A P:23.575W PF:0.9171 Freq:60.00Hz Lamp Flux:1090.72x1 lm | | |
| NAME: LS-AL-12FL-24W-5CCT-G | TYPE: | WEIGHT: |
| SPEC.: | DIM.: | SERIAL No.: 1#27K |
| MFR.: YOURZOR | SUR.: 0.274 | Shielding Angle: |

| ρ_{CC} | 80% | | | 70% | | | 50% | | | 30% | | | 10% | | | 0 |
|-------------|-----------------------|------|------|------|------|------|----------------------------------|------|------|------|------|------|------|------|------|---|
| ρ_w | 50% | 30% | 10% | 50% | 30% | 10% | 50% | 30% | 10% | 50% | 30% | 10% | 50% | 30% | 10% | 0 |
| ρ_{fc} | 20% | | | 20% | | | 20% | | | 20% | | | 20% | | | 0 |
| RCR | RCR:Room Cavity Ratio | | | | | | Wall Exitance Coefficients (WEC) | | | | | | | | | |
| 0.0 | | | | | | | | | | | | | | | | |
| 1.0 | .315 | .179 | .057 | .308 | .175 | .056 | .294 | .169 | .054 | .282 | .163 | .052 | .271 | .157 | .051 | |
| 2.0 | .295 | .162 | .050 | .289 | .159 | .049 | .277 | .154 | .048 | .266 | .149 | .047 | .256 | .145 | .046 | |
| 3.0 | .272 | .145 | .043 | .267 | .143 | .043 | .256 | .139 | .042 | .247 | .135 | .041 | .238 | .132 | .041 | |
| 4.0 | .251 | .130 | .038 | .246 | .129 | .038 | .237 | .126 | .038 | .228 | .123 | .037 | .220 | .120 | .036 | |
| 5.0 | .232 | .118 | .034 | .227 | .117 | .034 | .219 | .114 | .034 | .212 | .112 | .033 | .204 | .109 | .033 | |
| 6.0 | .215 | .108 | .031 | .211 | .107 | .031 | .204 | .104 | .030 | .197 | .102 | .030 | .190 | .100 | .030 | |
| 7.0 | .200 | .099 | .028 | .196 | .098 | .028 | .190 | .096 | .028 | .184 | .094 | .027 | .178 | .092 | .027 | |
| 8.0 | .186 | .091 | .026 | .183 | .090 | .026 | .178 | .089 | .025 | .172 | .087 | .025 | .167 | .086 | .025 | |
| 9.0 | .175 | .084 | .024 | .172 | .084 | .024 | .167 | .082 | .023 | .162 | .081 | .023 | .157 | .080 | .023 | |
| 10.0 | .164 | .079 | .022 | .162 | .078 | .022 | .157 | .077 | .022 | .153 | .076 | .022 | .148 | .075 | .021 | |

| ρ_{CC} | 80% | | | 70% | | | 50% | | | 30% | | | 10% | | | 0 |
|-------------|-----------------------|------|------|------|------|------|---|------|------|------|------|------|------|------|------|---|
| ρ_w | 50% | 30% | 10% | 50% | 30% | 10% | 50% | 30% | 10% | 50% | 30% | 10% | 50% | 30% | 10% | 0 |
| ρ_{fc} | 20% | | | 20% | | | 20% | | | 20% | | | 20% | | | 0 |
| RCR | RCR:Room Cavity Ratio | | | | | | Ceiling Cavity Exitance Coefficients (CCEC) | | | | | | | | | |
| 0.0 | .190 | .190 | .190 | .163 | .163 | .163 | .111 | .111 | .111 | .064 | .064 | .064 | .020 | .020 | .020 | |
| 1.0 | .181 | .156 | .134 | .155 | .134 | .115 | .106 | .092 | .080 | .061 | .053 | .046 | .019 | .017 | .015 | |
| 2.0 | .173 | .132 | .098 | .148 | .114 | .084 | .101 | .079 | .059 | .058 | .046 | .035 | .019 | .015 | .011 | |
| 3.0 | .165 | .114 | .074 | .141 | .099 | .064 | .097 | .069 | .045 | .056 | .040 | .027 | .018 | .013 | .009 | |
| 4.0 | .157 | .101 | .058 | .135 | .087 | .050 | .093 | .061 | .036 | .054 | .036 | .021 | .017 | .012 | .007 | |
| 5.0 | .150 | .091 | .047 | .129 | .078 | .041 | .089 | .055 | .029 | .051 | .032 | .017 | .017 | .010 | .006 | |
| 6.0 | .143 | .082 | .039 | .123 | .071 | .034 | .085 | .050 | .024 | .049 | .029 | .014 | .016 | .010 | .005 | |
| 7.0 | .136 | .075 | .033 | .117 | .065 | .029 | .081 | .046 | .020 | .047 | .027 | .012 | .015 | .009 | .004 | |
| 8.0 | .129 | .070 | .029 | .111 | .060 | .025 | .077 | .042 | .018 | .045 | .025 | .011 | .014 | .008 | .003 | |
| 9.0 | .123 | .065 | .025 | .106 | .056 | .022 | .074 | .039 | .016 | .043 | .023 | .009 | .014 | .008 | .003 | |
| 10.0 | .117 | .060 | .022 | .101 | .052 | .020 | .070 | .037 | .014 | .041 | .022 | .008 | .013 | .007 | .003 | |

C Range: 0 - 360DEG
 C Interval: 30.0DEG
 Test Speed: HIGH
 Temperature:25.3°C
 Operators:DAMIN
 Test Date:2026-02-04

γ Range: 0 - 90DEG
 γ Interval: 5.0DEG
 Test System:EVERFINE GO-2000B_V1 SYSTEM V2.00.488
 Humidity:65.0%
 Test Distance:6.144m [K=1.0000]
 Remarks:

UGR(Unified Glare Rating) Table

| | | | | | | | | | | |
|---|------------------|------|------|------|-------------|----------------|------|-------------------|------|------|
| Test:U:121.03V I:0.2124A P:23.575W PF:0.9171 Freq:60.00Hz | | | | | | | | | | |
| Lamp Flux:1090.72x1 lm | | | | | | | | | | |
| NAME: LS-AL-12FL-24W-5CCT-G | | | | | TYPE: | | | WEIGHT: | | |
| SPEC.: | | | | | DIM.: | | | SERIAL No.: 1#27K | | |
| MFR.: YOURZOR | | | | | SUR.: 0.274 | | | Shielding Angle: | | |
| ceiling/cavity | 0.7 | 0.7 | 0.5 | 0.5 | 0.3 | 0.7 | 0.7 | 0.5 | 0.5 | 0.3 |
| walls | 0.5 | 0.3 | 0.5 | 0.3 | 0.3 | 0.5 | 0.3 | 0.5 | 0.3 | 0.3 |
| working plane | 0.2 | 0.2 | 0.2 | 0.2 | 0.2 | 0.2 | 0.2 | 0.2 | 0.2 | 0.2 |
| Room dimensions | Viewed crosswise | | | | | Viewed endwise | | | | |
| x = 2H y = 2H | 18.5 | 20.0 | 18.8 | 20.2 | 20.4 | 18.4 | 19.9 | 18.6 | 20.1 | 20.3 |
| 3H | 19.9 | 21.4 | 20.2 | 21.6 | 21.8 | 19.8 | 21.2 | 20.1 | 21.4 | 21.7 |
| 4H | 20.5 | 21.9 | 20.8 | 22.1 | 22.4 | 20.3 | 21.7 | 20.7 | 21.9 | 22.2 |
| 6H | 20.9 | 22.2 | 21.2 | 22.4 | 22.7 | 20.7 | 22.0 | 21.0 | 22.2 | 22.5 |
| 8H | 21.0 | 22.2 | 21.3 | 22.5 | 22.8 | 20.7 | 22.0 | 21.1 | 22.3 | 22.5 |
| 12H | 21.0 | 22.2 | 21.4 | 22.5 | 22.8 | 20.8 | 21.9 | 21.1 | 22.2 | 22.5 |
| 4H 2H | 19.0 | 20.4 | 19.4 | 20.6 | 20.9 | 19.0 | 20.3 | 19.3 | 20.6 | 20.8 |
| 3H | 20.7 | 21.9 | 21.0 | 22.2 | 22.5 | 20.6 | 21.7 | 20.9 | 22.0 | 22.3 |
| 4H | 21.4 | 22.5 | 21.8 | 22.8 | 23.1 | 21.2 | 22.3 | 21.6 | 22.6 | 23.0 |
| 6H | 21.9 | 22.8 | 22.3 | 23.2 | 23.5 | 21.7 | 22.6 | 22.1 | 23.0 | 23.3 |
| 8H | 22.0 | 22.9 | 22.4 | 23.2 | 23.6 | 21.7 | 22.6 | 22.2 | 23.0 | 23.4 |
| 12H | 22.0 | 22.9 | 22.5 | 23.3 | 23.7 | 21.8 | 22.6 | 22.2 | 23.0 | 23.4 |
| 8H 4H | 21.6 | 22.5 | 22.0 | 22.9 | 23.2 | 21.5 | 22.4 | 21.9 | 22.7 | 23.1 |
| 6H | 22.2 | 22.9 | 22.6 | 23.3 | 23.8 | 22.0 | 22.8 | 22.5 | 23.2 | 23.6 |
| 8H | 22.4 | 23.0 | 22.8 | 23.4 | 23.9 | 22.1 | 22.8 | 22.6 | 23.2 | 23.7 |
| 12H | 22.5 | 23.1 | 23.0 | 23.5 | 24.0 | 22.2 | 22.8 | 22.7 | 23.3 | 23.7 |
| 12H 4H | 21.6 | 22.4 | 22.0 | 22.8 | 23.2 | 21.5 | 22.3 | 21.9 | 22.7 | 23.1 |
| 6H | 22.2 | 22.9 | 22.7 | 23.3 | 23.7 | 22.0 | 22.7 | 22.5 | 23.1 | 23.6 |
| 8H | 22.4 | 23.0 | 22.9 | 23.4 | 23.9 | 22.2 | 22.8 | 22.7 | 23.2 | 23.7 |
| Variations with the observer position at spacings(CIE Pub.117): | | | | | | | | | | |
| S = 1.0H | + 0.1 / - 0.2 | | | | | + 0.1 / - 0.2 | | | | |
| 1.5H | + 0.1 / - 0.3 | | | | | + 0.1 / - 0.3 | | | | |
| 2.0H | + 0.3 / - 0.3 | | | | | + 0.3 / - 0.3 | | | | |

CIE Pub.117, 1091 lm Total Lamp Luminous Flux Correct (8log(F/F0) = 0.3)
 Area: 0.059 m2

C Range: 0 - 360DEG
 C Interval: 30.0DEG
 Test Speed: HIGH
 Temperature:25.3°C
 Operators:DAMIN
 Test Date:2026-02-04

γ Range: 0 - 90DEG
 γ Interval: 5.0DEG
 Test System:EVERFINE GO-2000B_V1 SYSTEM V2.00.488
 Humidity:65.0%
 Test Distance:6.144m [K=1.0000]
 Remarks:

UTILIZATION FACTORS TABLE

| | | |
|---|-------------|-------------------|
| Test:U:121.03V I:0.2124A P:23.575W PF:0.9171 Freq:60.00Hz Lamp Flux:1090.72x1 lm | | |
| NAME: LS-AL-12FL-24W-5CCT-G | TYPE: | WEIGHT: |
| SPEC.: | DIM.: | SERIAL No.: 1#27K |
| MFR.: YOURZOR | SUR.: 0.274 | Shielding Angle: |

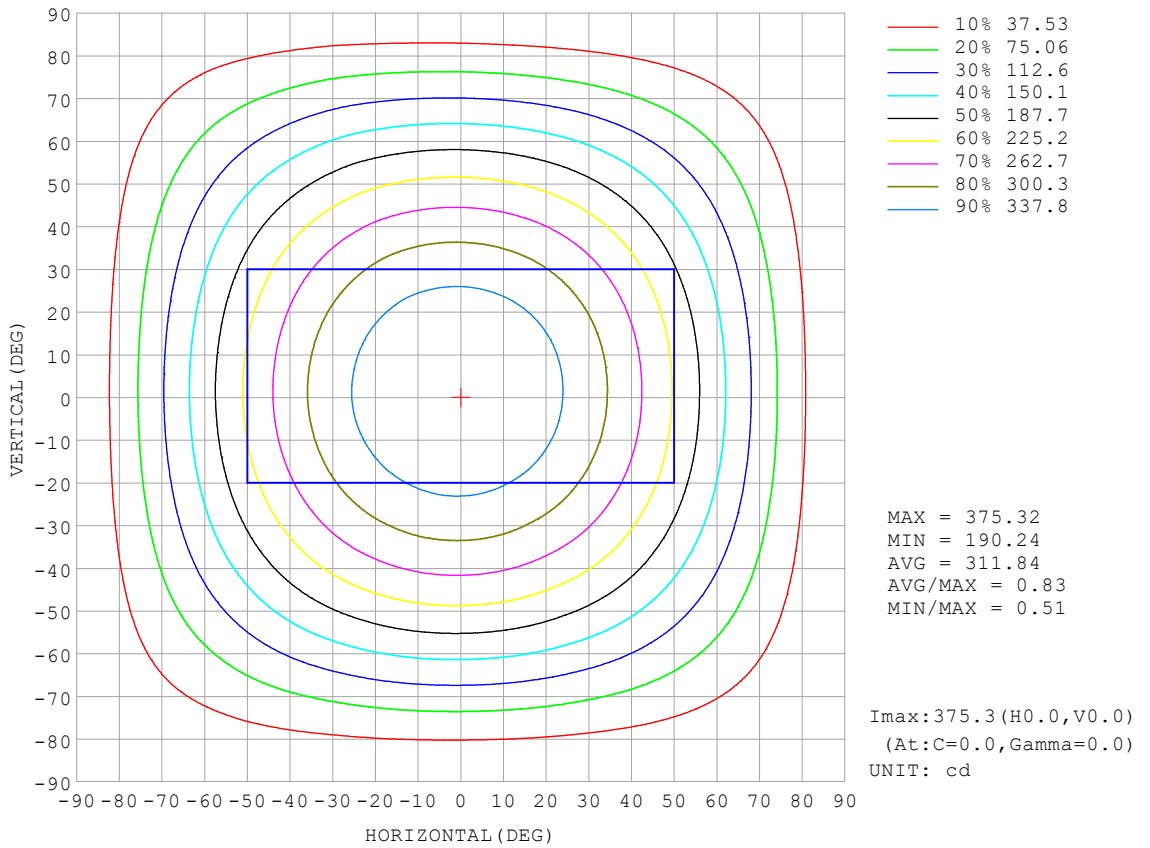
| REFLECTANCE | | | | | | | | | | |
|----------------------------------|--|-----|-----------|-----|-----|-----|---------------|-----|-----|--------|
| Ceiling | 0.8 | 0.8 | 0.8 | 0.7 | 0.7 | 0.7 | 0.5 | 0.5 | 0.5 | 0 |
| Walls | 0.7 | 0.5 | 0.3 | 0.7 | 0.5 | 0.3 | 0.7 | 0.5 | 0.3 | 0 |
| Working plane | 0.2 | 0.2 | 0.2 | 0.2 | 0.2 | 0.2 | 0.2 | 0.2 | 0.2 | 0 |
| ROOM INDEX | UTILIZATION FACTORS (PERCENT) $k(RI) \times RCR = 5$ | | | | | | | | | |
| k = 0.60 | 57 | 46 | 39 | 56 | 45 | 38 | 55 | 45 | 38 | 32 |
| 0.80 | 67 | 56 | 48 | 66 | 55 | 48 | 64 | 54 | 48 | 41 |
| 1.00 | 76 | 64 | 57 | 74 | 64 | 57 | 72 | 65 | 56 | 49 |
| 1.25 | 83 | 72 | 65 | 81 | 71 | 65 | 79 | 70 | 64 | 56 |
| 1.50 | 88 | 78 | 71 | 86 | 77 | 70 | 83 | 75 | 69 | 62 |
| 2.00 | 95 | 86 | 79 | 93 | 85 | 79 | 89 | 83 | 77 | 69 |
| 2.50 | 99 | 91 | 85 | 97 | 89 | 84 | 93 | 87 | 82 | 73 |
| 3.00 | 102 | 95 | 89 | 100 | 93 | 88 | 96 | 91 | 86 | 78 |
| 4.00 | 106 | 100 | 95 | 104 | 98 | 94 | 99 | 95 | 91 | 83 |
| 5.00 | 108 | 104 | 99 | 106 | 102 | 98 | 101 | 98 | 95 | 86 |
| ROOM INDEX | UF(total) | | | | | | | | | Direct |
| According to DIN EN 13032-2 2004 | | | Suspended | | | | SHRNOM = 1.25 | | | |

C Range: 0 - 360DEG
 C Interval: 30.0DEG
 Test Speed: HIGH
 Temperature:25.3°C
 Operators:DAMIN
 Test Date:2026-02-04

γ Range: 0 - 90DEG
 γ Interval: 5.0DEG
 Test System:EVERFINE GO-2000B_V1 SYSTEM V2.00.488
 Humidity:65.0%
 Test Distance:6.144m [K=1.0000]
 Remarks:

ISOCANDELA DIAGRAM

| | | |
|---|-------------|-------------------|
| Test:U:121.03V I:0.2124A P:23.575W PF:0.9171 Freq:60.00Hz Lamp Flux:1090.72x1 lm | | |
| NAME: LS-AL-12FL-24W-5CCT-G | TYPE: | WEIGHT: |
| SPEC.: | DIM.: | SERIAL No.: 1#27K |
| MFR.: YOURZOR | SUR.: 0.274 | Shielding Angle: |




C Range: 0 - 360DEG
 C Interval: 30.0DEG
 Test Speed: HIGH
 Temperature:25.3°C
 Operators:DAMIN
 Test Date:2026-02-04

γ Range: 0 - 90DEG
 γ Interval: 5.0DEG
 Test System:EVERFINE GO-2000B_V1 SYSTEM V2.00.488
 Humidity:65.0%
 Test Distance:6.144m [K=1.0000]
 Remarks:

AAI Figure

| | | |
|---|-------------|-------------------|
| Test:U:121.03V I:0.2124A P:23.575W PF:0.9171 Freq:60.00Hz Lamp Flux:1090.72x1 lm | | |
| NAME: LS-AL-12FL-24W-5CCT-G | TYPE: | WEIGHT: |
| SPEC.: | DIM.: | SERIAL No.: 1#27K |
| MFR.: YOURZOR | SUR.: 0.274 | Shielding Angle: |



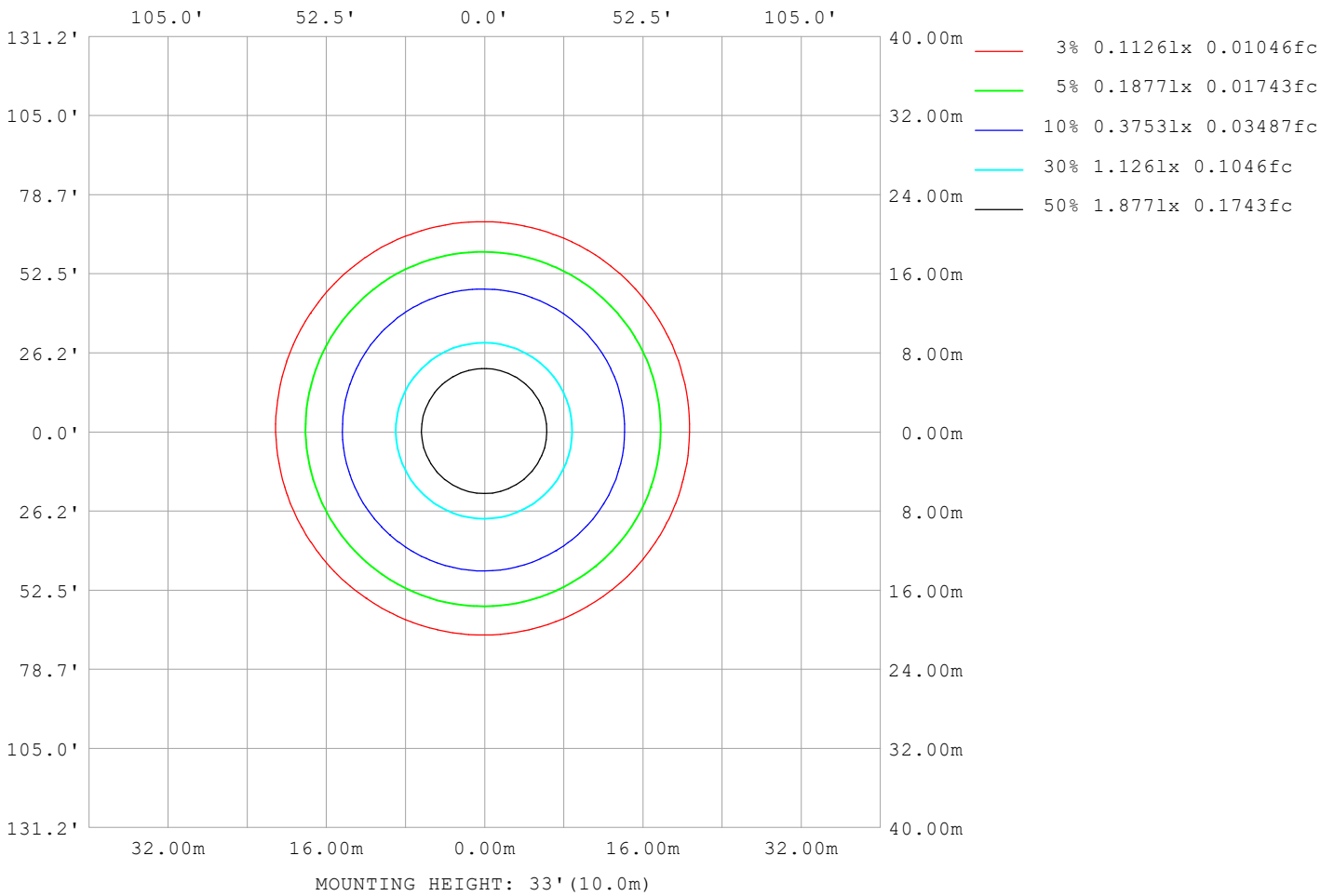
Note:The Curves indicate the illuminated area and the average illumination when the luminaire is at different distance.

C Range: 0 - 360DEG
C Interval: 30.0DEG
Test Speed: HIGH
Temperature:25.3°C
Operators:DAMIN
Test Date:2026-02-04

γ Range: 0 - 90DEG
γ Interval: 5.0DEG
Test System:EVERFINE GO-2000B_V1 SYSTEM V2.00.488
Humidity:65.0%
Test Distance:6.144m [K=1.0000]
Remarks:

ISOLUX DIAGRAM

| | | |
|---|-------------|-------------------|
| Test:U:121.03V I:0.2124A P:23.575W PF:0.9171 Freq:60.00Hz Lamp Flux:1090.72x1 lm | | |
| NAME: LS-AL-12FL-24W-5CCT-G | TYPE: | WEIGHT: |
| SPEC.: | DIM.: | SERIAL No.: 1#27K |
| MFR.: YOURZOR | SUR.: 0.274 | Shielding Angle: |



C Range: 0 - 360DEG
 C Interval: 30.0DEG
 Test Speed: HIGH
 Temperature:25.3°C
 Operators:DAMIN
 Test Date:2026-02-04

γ Range: 0 - 90DEG
 γ Interval: 5.0DEG
 Test System:EVERFINE GO-2000B_V1 SYSTEM V2.00.488
 Humidity:65.0%
 Test Distance:6.144m [K=1.0000]
 Remarks:

LED Avg.L Report

| | | |
|---|-------------|-------------------|
| Test:U:121.03V I:0.2124A P:23.575W PF:0.9171 Freq:60.00Hz Lamp Flux:1090.72x1 lm | | |
| NAME: LS-AL-12FL-24W-5CCT-G | TYPE: | WEIGHT: |
| SPEC.: | DIM.: | SERIAL No.: 1#27K |
| MFR.: YOURZOR | SUR.: 0.274 | Shielding Angle: |

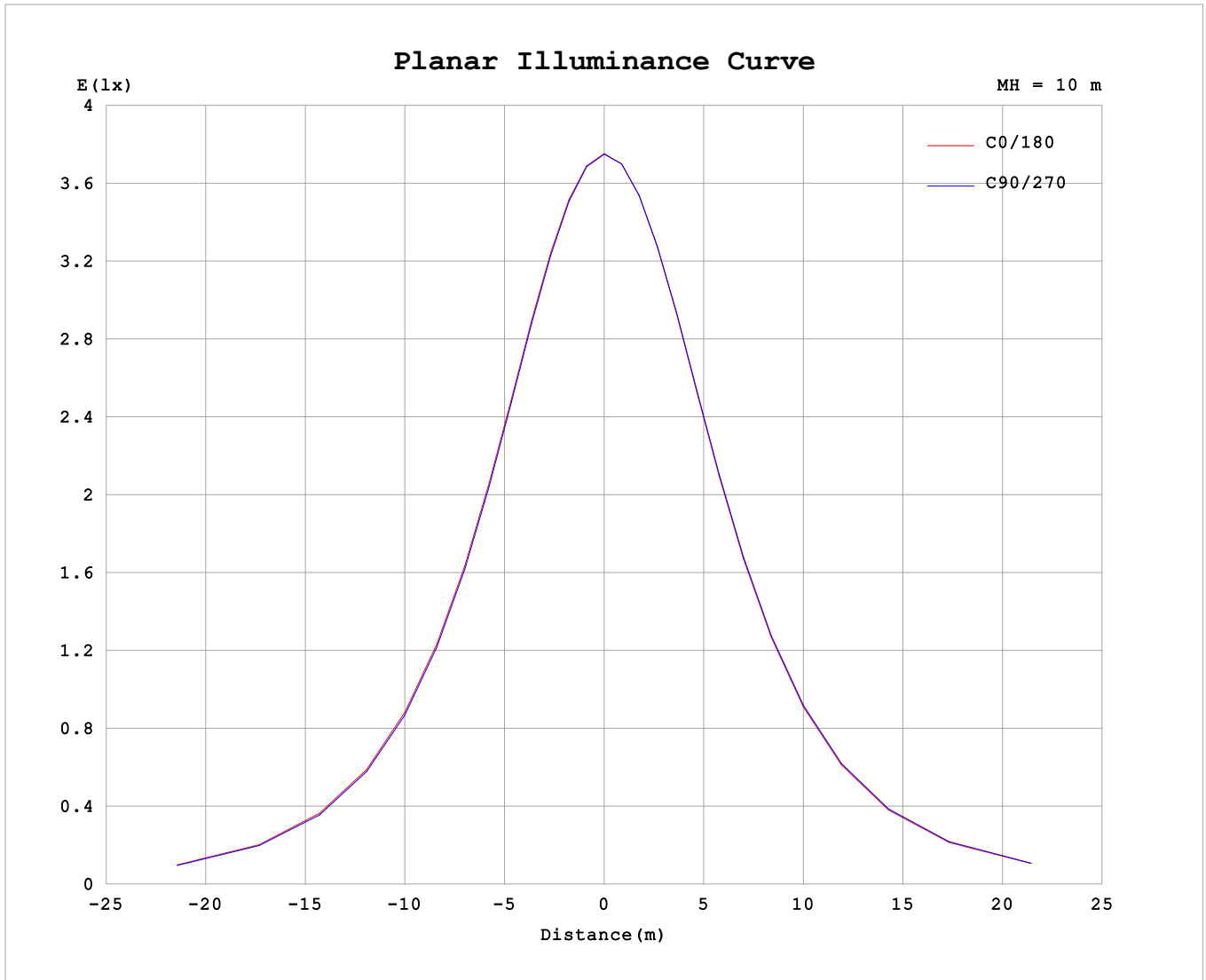
| AvgL | cd/m2 |
|------------------|-------|
| L_0~180 (65) av | 5472 |
| L_0~180 (75) av | 4865 |
| L_0~180 (85) av | 3881 |
| L_90~270 (65) av | 5461 |
| L_90~270 (75) av | 4871 |
| L_90~270 (85) av | 4002 |
| L_45 (65) av | 5472 |
| L_45 (75) av | 4870 |
| L_45 (85) av | 3928 |

Standard: GB/T 29293-2012

C Range: 0 - 360DEG
 C Interval: 30.0DEG
 Test Speed: HIGH
 Temperature:25.3°C
 Operators:DAMIN
 Test Date:2026-02-04

γ Range: 0 - 90DEG
 γ Interval: 5.0DEG
 Test System:EVERFINE GO-2000B_V1 SYSTEM V2.00.488
 Humidity:65.0%
 Test Distance:6.144m [K=1.0000]
 Remarks:

Planar Illuminance Curve



C Range: 0 - 360DEG
 C Interval: 30.0DEG
 Test Speed: HIGH
 Temperature: 25.3°C
 Operators: DAMIN
 Test Date: 2026-02-04

γ Range: 0 - 90DEG
 γ Interval: 5.0DEG
 Test System: EVERFINE GO-2000B_V1 SYSTEM V2.00.488
 Humidity: 65.0%
 Test Distance: 6.144m [K=1.0000]
 Remarks:

